

For Project: Wreningham speed data
 Project Notes:
 Location/Name: Incoming
 Report Generated: 25/10/2025 15:16:03
 Speed Intervals: 5 MPH
 Time Intervals: Instant
 Traffic Report From: 15/10/2025 12:00:00 through 25/10/2025 11:59:59
 85th Percentile Speed: 30 MPH
 85th Percentile Vehicles: 2134
 Max Speed: 55 MPH on 18/10/2025 20:25:00
 Total Vehicles: 2511
 AADT: 251

Volumes - weekly counts

Time	5 Day	7 Day
Average Daily	279	242
AM Peak 07:00	44	34
PM Peak 14:00	22	21

Speed

Speed Limit: 30
 85th Percentile Speed: 30
 50th Percentile Speed: 24.5
 10 MPH Pace Interval: 20.0 MPH to 30.0 MPH
 Average Speed: 23.54

	Monday	Tuesday	Wednesday	Thursday	Friday	Saturday	Sunday
Count over limit	65	59	72	65	53	31	31
% over limit	17.9	17.3	15.8	11.5	14.6	12.6	17.7
Avg Speeder	34.5	33.4	34.1	34	33.7	34.4	34.6
Avg Speed	25.4	25	23.8	20.4	24.3	23.7	24.6

Day/Time Ending	85th pctl (MPH)	85th pctl cnts	Total Cnts	Max Speed	Avg Speeder	% Speeders	Avg Speed
15/10/2025 13:00:00	20	1	1	20	0	0.0%	17
15/10/2025 14:00:00	25	4	5	30	0	0.0%	19
15/10/2025 15:00:00	20	8	9	25	0	0.0%	16
15/10/2025 16:00:00	23.8	20	24	35	32.5	4.2%	18.1
15/10/2025 17:00:00	27.5	13	15	35	32.5	6.7%	19.1
15/10/2025 18:00:00	25	9	11	30	0	0.0%	20.7
15/10/2025 19:00:00	25	3	3	25	0	0.0%	15.3
15/10/2025 20:00:00	20	2	2	20	0	0.0%	17
15/10/2025 21:00:00	0	0	0	0	0	0.0%	0
15/10/2025 22:00:00	20	1	1	20	0	0.0%	17
15/10/2025 23:00:00	0	0	0	0	0	0.0%	0
16/10/2025 00:00:00	0	0	0	0	0	0.0%	0
16/10/2025 01:00:00	0	0	0	0	0	0.0%	0
16/10/2025 02:00:00	0	0	0	0	0	0.0%	0
16/10/2025 03:00:00	0	0	0	0	0	0.0%	0
16/10/2025 04:00:00	20	2	2	20	0	0.0%	14.5
16/10/2025 05:00:00	20	2	2	20	0	0.0%	12
16/10/2025 06:00:00	25	2	2	25	0	0.0%	14.5
16/10/2025 07:00:00	15	2	2	15	0	0.0%	9.5
16/10/2025 08:00:00	25	3	4	35	32.5	25.0%	22
16/10/2025 09:00:00	20	5	6	25	0	0.0%	16.2
16/10/2025 10:00:00	0	0	0	0	0	0.0%	0
16/10/2025 11:00:00	25	3	3	25	0	0.0%	15.3
16/10/2025 12:00:00	25	2	2	25	0	0.0%	22
16/10/2025 13:00:00	22.5	5	6	25	0	0.0%	14.5
16/10/2025 14:00:00	27.5	3	4	30	0	0.0%	23.5
16/10/2025 15:00:00	40	2	2	40	37.5	50.0%	32
16/10/2025 16:00:00	22.5	3	4	25	0	0.0%	18.3
16/10/2025 17:00:00	25	4	5	40	37.5	20.0%	21
16/10/2025 18:00:00	27.5	8	9	30	0	0.0%	19.8
16/10/2025 19:00:00	22.5	4	5	25	0	0.0%	17
16/10/2025 20:00:00	18.8	7	8	20	0	0.0%	13.5
16/10/2025 21:00:00	30	3	3	30	0	0.0%	25.3
16/10/2025 22:00:00	20	1	1	20	0	0.0%	17
16/10/2025 23:00:00	0	0	0	0	0	0.0%	0
17/10/2025 00:00:00	0	0	0	0	0	0.0%	0
17/10/2025 01:00:00	0	0	0	0	0	0.0%	0
17/10/2025 02:00:00	0	0	0	0	0	0.0%	0
17/10/2025 03:00:00	0	0	0	0	0	0.0%	0
17/10/2025 04:00:00	0	0	0	0	0	0.0%	0
17/10/2025 05:00:00	20	2	2	20	0	0.0%	14.5
17/10/2025 06:00:00	35	1	1	35	32.5	100.0%	32
17/10/2025 07:00:00	30	3	3	30	0	0.0%	22
17/10/2025 08:00:00	25	2	2	25	0	0.0%	22.5
17/10/2025 09:00:00	30	3	3	30	0	0.0%	20.3
17/10/2025 10:00:00	15	3	3	15	0	0.0%	10.3
17/10/2025 11:00:00	25	5	6	30	0	0.0%	17

Incoming Summary
Wreningham speed data

from Wed-Oct-15-2025-12-00-PM to Sat-Oct-25-2025-11-59-AM

17/10/2025 12:00:00	20	4	5	25	0	0.0%	17
17/10/2025 13:00:00	15	3	4	25	0	0.0%	14.8
17/10/2025 14:00:00	27.5	4	5	30	0	0.0%	20.2
17/10/2025 15:00:00	29.2	13	15	35	32.5	6.7%	22.1
17/10/2025 16:00:00	28.3	3	4	30	0	0.0%	24.5
17/10/2025 17:00:00	25	6	7	30	0	0.0%	21.4
17/10/2025 18:00:00	32.5	6	7	35	32.5	28.6%	25.6
17/10/2025 19:00:00	20	1	1	20	0	0.0%	17
17/10/2025 20:00:00	29	5	6	30	0	0.0%	25.5
17/10/2025 21:00:00	30	8	9	35	32.5	11.1%	24.8
17/10/2025 22:00:00	30	6	7	35	32.5	14.3%	27.1
17/10/2025 23:00:00	40	2	2	40	37.5	50.0%	29.5
18/10/2025 00:00:00	0	0	0	0	0	0.0%	0
18/10/2025 01:00:00	0	0	0	0	0	0.0%	0
18/10/2025 02:00:00	0	0	0	0	0	0.0%	0
18/10/2025 03:00:00	0	0	0	0	0	0.0%	0
18/10/2025 04:00:00	0	0	0	0	0	0.0%	0
18/10/2025 05:00:00	35	2	2	35	32.5	50.0%	24.5
18/10/2025 06:00:00	20	2	2	20	0	0.0%	14.5
18/10/2025 07:00:00	35	4	5	40	35	40.0%	25
18/10/2025 08:00:00	32.5	8	10	40	34.2	30.0%	25.6
18/10/2025 09:00:00	26.7	11	13	30	0	0.0%	20.6
18/10/2025 10:00:00	28.9	24	28	35	32.5	7.1%	22.5
18/10/2025 11:00:00	28.8	17	20	30	0	0.0%	24.8
18/10/2025 12:00:00	35	13	15	40	35.8	20.0%	25.4
18/10/2025 13:00:00	28.8	14	17	40	35	11.8%	23.6
18/10/2025 14:00:00	33	14	16	35	32.5	31.3%	24.4
18/10/2025 15:00:00	28.3	10	12	35	32.5	8.3%	23.3
18/10/2025 16:00:00	25	14	17	35	32.5	5.9%	17.4
18/10/2025 17:00:00	32.5	13	15	40	34.2	20.0%	25.3
18/10/2025 18:00:00	30	5	6	35	32.5	16.7%	26.2
18/10/2025 19:00:00	30	1	1	30	0	0.0%	27
18/10/2025 20:00:00	35	5	6	40	35	33.3%	27.8
18/10/2025 21:00:00	55	3	3	55	52.5	33.3%	33.7
18/10/2025 22:00:00	25	3	3	25	0	0.0%	15.3
18/10/2025 23:00:00	28.3	8	10	35	32.5	10.0%	24.7
19/10/2025 00:00:00	30	1	1	30	0	0.0%	27
19/10/2025 01:00:00	0	0	0	0	0	0.0%	0
19/10/2025 02:00:00	25	2	2	25	0	0.0%	19.5
19/10/2025 03:00:00	40	1	1	40	37.5	100.0%	37
19/10/2025 04:00:00	0	0	0	0	0	0.0%	0
19/10/2025 05:00:00	25	1	1	25	0	0.0%	22
19/10/2025 06:00:00	30	3	4	40	37.5	25.0%	28.3
19/10/2025 07:00:00	30	4	5	35	32.5	20.0%	22
19/10/2025 08:00:00	25	3	4	30	0	0.0%	20.8
19/10/2025 09:00:00	25	8	10	40	35	20.0%	20
19/10/2025 10:00:00	34	14	16	40	33.3	37.5%	27.2
19/10/2025 11:00:00	30	14	16	40	35	12.5%	24.1

Incoming Summary
Wreningham speed data

from Wed-Oct-15-2025-12-00-PM to Sat-Oct-25-2025-11-59-AM

19/10/2025 12:00:00	28.3	20	23	40	37.5	4.3%	21.3
19/10/2025 13:00:00	35	10	12	40	35.8	25.0%	24.6
19/10/2025 14:00:00	32.5	14	17	40	35	23.5%	24.5
19/10/2025 15:00:00	29.6	24	28	45	35.8	10.7%	25.1
19/10/2025 16:00:00	29	7	8	30	0	0.0%	22.9
19/10/2025 17:00:00	31.7	13	15	35	32.5	20.0%	25.5
19/10/2025 18:00:00	35	3	4	40	35	50.0%	28.3
19/10/2025 19:00:00	30	3	4	35	32.5	25.0%	27.3
19/10/2025 20:00:00	35	2	2	35	32.5	50.0%	29.5
19/10/2025 21:00:00	15	1	1	15	0	0.0%	12
19/10/2025 22:00:00	30	1	1	30	0	0.0%	27
19/10/2025 23:00:00	30	1	1	30	0	0.0%	27
20/10/2025 00:00:00	0	0	0	0	0	0.0%	0
20/10/2025 01:00:00	0	0	0	0	0	0.0%	0
20/10/2025 02:00:00	0	0	0	0	0	0.0%	0
20/10/2025 03:00:00	0	0	0	0	0	0.0%	0
20/10/2025 04:00:00	30	2	2	30	0	0.0%	24.5
20/10/2025 05:00:00	35	2	2	35	32.5	50.0%	22
20/10/2025 06:00:00	40	14	16	45	38.5	31.3%	28
20/10/2025 07:00:00	34	29	34	40	33.7	38.2%	27.7
20/10/2025 08:00:00	32	48	56	45	35.5	17.9%	25.5
20/10/2025 09:00:00	31.2	23	27	40	33.5	18.5%	24.9
20/10/2025 10:00:00	28.8	22	26	50	45	7.7%	23.5
20/10/2025 11:00:00	28.8	15	18	40	35	11.1%	22.2
20/10/2025 12:00:00	30	14	17	40	34.2	17.6%	26.5
20/10/2025 13:00:00	31.7	30	35	40	33.2	20.0%	25
20/10/2025 14:00:00	30	22	26	35	32.5	15.4%	25.3
20/10/2025 15:00:00	30	28	33	40	33.5	15.2%	24.6
20/10/2025 16:00:00	29.4	14	16	35	32.5	6.3%	25.3
20/10/2025 17:00:00	31.7	19	22	40	33.8	18.2%	25.5
20/10/2025 18:00:00	25	10	12	30	0	0.0%	21.3
20/10/2025 19:00:00	28	13	15	30	0	0.0%	21.8
20/10/2025 20:00:00	33.3	4	5	35	32.5	60.0%	30
20/10/2025 21:00:00	0	0	0	0	0	0.0%	0
20/10/2025 22:00:00	0	0	0	0	0	0.0%	0
20/10/2025 23:00:00	0	0	0	0	0	0.0%	0
21/10/2025 00:00:00	25	2	2	25	0	0.0%	19.5
21/10/2025 01:00:00	0	0	0	0	0	0.0%	0
21/10/2025 02:00:00	0	0	0	0	0	0.0%	0
21/10/2025 03:00:00	0	0	0	0	0	0.0%	0
21/10/2025 04:00:00	0	0	0	0	0	0.0%	0
21/10/2025 05:00:00	30	3	4	35	32.5	25.0%	24.5
21/10/2025 06:00:00	35	13	15	40	33.9	46.7%	28.6
21/10/2025 07:00:00	32.2	32	38	40	33	26.3%	26.1
21/10/2025 08:00:00	28.9	44	52	40	33.8	7.7%	24.1
21/10/2025 09:00:00	29	21	25	35	32.5	8.0%	23.9
21/10/2025 10:00:00	29.6	24	28	35	32.5	10.7%	23.4
21/10/2025 11:00:00	33.3	8	10	40	33.8	40.0%	24.7

Incoming Summary
Wreningham speed data

from Wed-Oct-15-2025-12-00-PM to Sat-Oct-25-2025-11-59-AM

21/10/2025 12:00:00	28.8	17	20	35	32.5	5.0%	22.6
21/10/2025 13:00:00	30	20	23	40	34.2	13.0%	22.6
21/10/2025 14:00:00	30	19	22	35	32.5	13.6%	23
21/10/2025 15:00:00	29.4	24	28	40	34.2	10.7%	23.9
21/10/2025 16:00:00	33.3	19	22	40	33.2	31.8%	27.8
21/10/2025 17:00:00	29.6	21	25	40	34.2	12.0%	25.4
21/10/2025 18:00:00	30	13	15	35	32.5	13.3%	23.8
21/10/2025 19:00:00	35	3	3	35	32.5	33.3%	25.3
21/10/2025 20:00:00	37.5	6	7	40	35.8	42.9%	30
21/10/2025 21:00:00	30	1	1	30	0	0.0%	27
21/10/2025 22:00:00	32.5	3	4	35	32.5	50.0%	28.3
21/10/2025 23:00:00	0	0	0	0	0	0.0%	0
22/10/2025 00:00:00	0	0	0	0	0	0.0%	0
22/10/2025 01:00:00	0	0	0	0	0	0.0%	0
22/10/2025 02:00:00	25	1	1	25	0	0.0%	22
22/10/2025 03:00:00	0	0	0	0	0	0.0%	0
22/10/2025 04:00:00	0	0	0	0	0	0.0%	0
22/10/2025 05:00:00	45	5	6	50	40.8	50.0%	31.2
22/10/2025 06:00:00	29.5	11	13	35	32.5	7.7%	26.1
22/10/2025 07:00:00	34	29	34	45	34.4	38.2%	28.6
22/10/2025 08:00:00	29.5	51	60	50	35.4	11.7%	24.1
22/10/2025 09:00:00	31.7	22	26	35	32.5	23.1%	26.7
22/10/2025 10:00:00	32.5	17	20	40	33.5	25.0%	26.9
22/10/2025 11:00:00	28.8	15	18	30	0	0.0%	23.6
22/10/2025 12:00:00	27.5	19	22	35	32.5	4.5%	20.8
22/10/2025 13:00:00	31.2	15	18	35	32.5	22.2%	25.4
22/10/2025 14:00:00	29.4	20	23	35	32.5	8.7%	23.6
22/10/2025 15:00:00	30	26	31	40	34.5	16.1%	23.3
22/10/2025 16:00:00	31.4	26	31	35	32.5	22.6%	24.3
22/10/2025 17:00:00	30	26	31	45	35.5	16.1%	24.1
22/10/2025 18:00:00	32.5	14	17	40	33.5	29.4%	26.6
22/10/2025 19:00:00	35	8	9	40	34.2	33.3%	26.4
22/10/2025 20:00:00	35	6	7	40	35	28.6%	27
22/10/2025 21:00:00	30	4	5	35	32.5	20.0%	24.2
22/10/2025 22:00:00	30	1	1	30	0	0.0%	27
22/10/2025 23:00:00	15	2	2	15	0	0.0%	9.5
23/10/2025 00:00:00	9.4	8	10	25	0	0.0%	8.8
23/10/2025 01:00:00	8.8	3	4	10	0	0.0%	7.3
23/10/2025 02:00:00	9.4	14	16	10	0	0.0%	7.4
23/10/2025 03:00:00	9.3	46	54	15	0	0.0%	7.5
23/10/2025 04:00:00	10	4	5	15	0	0.0%	8.4
23/10/2025 05:00:00	28.3	24	28	35	32.5	10.7%	12.6
23/10/2025 06:00:00	33.3	14	17	40	34.5	29.4%	22.6
23/10/2025 07:00:00	30	30	35	45	34.5	14.3%	23
23/10/2025 08:00:00	29.1	61	72	40	33.2	9.7%	21.2
23/10/2025 09:00:00	29.4	42	50	40	34.2	12.0%	22.5
23/10/2025 10:00:00	30	23	27	35	32.5	14.8%	23.4
23/10/2025 11:00:00	35	8	10	50	39.2	30.0%	26.5

Incoming Summary
Wreningham speed data

from Wed-Oct-15-2025-12-00-PM to Sat-Oct-25-2025-11-59-AM

23/10/2025 12:00:00	30	8	10	35	32.5	20.0%	24.1
23/10/2025 13:00:00	27.5	17	20	35	32.5	5.0%	22
23/10/2025 14:00:00	29.5	16	19	35	32.5	10.5%	24.2
23/10/2025 15:00:00	29.5	20	24	40	34.2	12.5%	24.1
23/10/2025 16:00:00	29.7	18	21	35	32.5	9.5%	26.5
23/10/2025 17:00:00	30	29	34	35	32.5	14.7%	24
23/10/2025 18:00:00	35	14	16	40	35	25.0%	25.5
23/10/2025 19:00:00	33.3	9	11	40	33.8	36.4%	27.2
23/10/2025 20:00:00	35	6	7	45	37.5	28.6%	28.6
23/10/2025 21:00:00	30	8	9	35	32.5	11.1%	25.4
23/10/2025 22:00:00	35	5	6	40	34.2	50.0%	27.8
23/10/2025 23:00:00	0	0	0	0	0	0.0%	0
24/10/2025 00:00:00	0	0	0	0	0	0.0%	0
24/10/2025 01:00:00	0	0	0	0	0	0.0%	0
24/10/2025 02:00:00	0	0	0	0	0	0.0%	0
24/10/2025 03:00:00	30	2	2	30	0	0.0%	24.5
24/10/2025 04:00:00	0	0	0	0	0	0.0%	0
24/10/2025 05:00:00	40	3	3	40	34.2	100.0%	33.7
24/10/2025 06:00:00	30	7	8	35	32.5	12.5%	20.1
24/10/2025 07:00:00	32	29	34	40	33.9	20.6%	26.4
24/10/2025 08:00:00	30	29	34	35	32.5	14.7%	24.4
24/10/2025 09:00:00	31.7	20	24	40	34.5	20.8%	27.4
24/10/2025 10:00:00	33.3	26	30	40	33.8	26.7%	24.1
24/10/2025 11:00:00	29.2	21	25	40	34.2	12.0%	23
24/10/2025 12:00:00	30	16	19	35	32.5	15.8%	25.8
24/10/2025 13:00:00	30	12	14	45	37.5	14.3%	26
24/10/2025 14:00:00	28.3	7	8	30	0	0.0%	22.8
24/10/2025 15:00:00	28.3	14	17	40	37.5	5.9%	23.9
24/10/2025 16:00:00	27.5	16	19	35	32.5	5.3%	22.1
24/10/2025 17:00:00	30	9	11	35	32.5	18.2%	23.5
24/10/2025 18:00:00	32.5	8	10	40	34.2	30.0%	26.6
24/10/2025 19:00:00	27.5	5	6	30	0	0.0%	22.3
24/10/2025 20:00:00	35	3	3	35	32.5	66.7%	30.3
24/10/2025 21:00:00	25	3	3	25	0	0.0%	22
24/10/2025 22:00:00	0	0	0	0	0	0.0%	0
24/10/2025 23:00:00	0	0	0	0	0	0.0%	0
25/10/2025 00:00:00	25	1	1	25	0	0.0%	22
25/10/2025 01:00:00	0	0	0	0	0	0.0%	0
25/10/2025 02:00:00	30	1	1	30	0	0.0%	27
25/10/2025 03:00:00	0	0	0	0	0	0.0%	0
25/10/2025 04:00:00	0	0	0	0	0	0.0%	0
25/10/2025 05:00:00	0	0	0	0	0	0.0%	0
25/10/2025 06:00:00	25	1	1	25	0	0.0%	22
25/10/2025 07:00:00	0	0	0	0	0	0.0%	0
25/10/2025 08:00:00	30	9	11	40	35	18.2%	24.3
25/10/2025 09:00:00	30	6	7	35	32.5	14.3%	24.9
25/10/2025 10:00:00	25	3	4	30	0	0.0%	20.8
25/10/2025 11:00:00	26.7	10	12	30	0	0.0%	19.1

25/10/2025 12:00:00	28.3	7	8	30	0	0.0%	21.5
---------------------	------	---	---	----	---	------	------

Day/Time Ending	85th pctl (MPH)	85th pctl cnts	Total Cnts	Max Speed	Avg Speeder	% Speeders	Avg Speed
16/10/2025 00:00:00	24.3	60	71	35	32.5	2.8%	18.3
17/10/2025 00:00:00	25	60	70	40	35.8	4.3%	18
18/10/2025 00:00:00	28.9	78	92	40	33.2	7.6%	21.9
19/10/2025 00:00:00	29.8	172	202	55	34.5	13.9%	23.5
20/10/2025 00:00:00	31.3	149	175	45	34.6	17.7%	24.2
21/10/2025 00:00:00	31.1	309	364	50	34.5	17.9%	25.1
22/10/2025 00:00:00	30.8	291	342	40	33.4	17.3%	24.7
23/10/2025 00:00:00	31.1	327	385	50	34.1	18.2%	24.5
24/10/2025 00:00:00	29.6	421	495	50	34	12.5%	20.4
25/10/2025 00:00:00	30.7	230	271	45	33.8	17.0%	24.7
25/10/2025 11:59:59	28.7	37	44	40	34.2	6.8%	22.1

Incoming Weekly Counts
Wreningham speed data

from Wed-Oct-15-2025-12-00-PM to Sat-Oct-25-2025-11-59-AM

	13/10/2025	to	19/10/2025							
	Monday	Tuesday	Wednesday	Thursday	Friday	Saturday	Sunday	Week	Weekend	Week Day 85%
Hour	13/10/2025	14/10/2025	15/10/2025	16/10/2025	17/10/2025	18/10/2025	19/10/2025	Day Avg	Avg	Avg Speed
0 - 1	*	*	*	0	0	0	0	0	0	0
1 - 2	*	*	*	0	0	0	2	0	1	0
2 - 3	*	*	*	0	0	0	1	0	0.5	0
3 - 4	*	*	*	2	0	0	0	1	0	20
4 - 5	*	*	*	2	2	2	1	2	1.5	20
5 - 6	*	*	*	2	1	2	4	1.5	3	30
6 - 7	*	*	*	2	3	5	5	2.5	5	22.5
7 - 8	*	*	*	4	2	10	4	3	7	25
8 - 9	*	*	*	6	3	13	10	4.5	11.5	25
9 - 10	*	*	*	0	3	28	16	1.5	22	15
10 - 11	*	*	*	3	6	20	16	4.5	18	25
11 - 12	*	*	*	2	5	15	23	3.5	19	22.5
12 - 13	*	*	1	6	4	17	12	3.67	14.5	19.17
13 - 14	*	*	5	4	5	16	17	4.67	16.5	26.67
14 - 15	*	*	9	2	15	12	28	8.67	20	29.73
15 - 16	*	*	24	4	4	17	8	10.67	12.5	24.87
16 - 17	*	*	15	5	7	15	15	9	15	25.83
17 - 18	*	*	11	9	7	6	4	9	5	28.33
18 - 19	*	*	3	5	1	1	4	3	2.5	22.5
19 - 20	*	*	2	8	6	6	2	5.33	4	22.6
20 - 21	*	*	0	3	9	3	1	4	2	30
21 - 22	*	*	1	1	7	3	1	3	2	23.33
22 - 23	*	*	0	0	2	10	1	0.67	5.5	40
23 - 24	*	*	0	0	0	1	0	0	0.5	0
Totals	0	0	71	70	92	202	175			
% of Total	0%	0%	11.64%	11.48%	15.08%	33.11%	28.69%			

Incoming Weekly Counts
Wreningham speed data

from Wed-Oct-15-2025-12-00-PM to Sat-Oct-25-2025-11-59-AM

	20/10/2025	to	26/10/2025							
	Monday	Tuesday	Wednesday	Thursday	Friday	Saturday	Sunday	Week	Weekend	Week Day 85%
Hour	20/10/2025	21/10/2025	22/10/2025	23/10/2025	24/10/2025	25/10/2025	26/10/2025	Day Avg	Avg	Avg Speed
0 - 1	0	0	0	4	0	0	*	0.8	0	8.8
1 - 2	0	0	1	16	0	1	*	3.4	1	17.2
2 - 3	0	0	0	54	2	0	*	11.2	0	19.65
3 - 4	2	0	0	5	0	0	*	1.4	0	20
4 - 5	2	4	6	28	3	0	*	8.6	0	35.66
5 - 6	16	15	13	17	8	1	*	13.8	1	33.56
6 - 7	34	38	34	35	34	0	*	35	0	32.44
7 - 8	56	52	60	72	34	11	*	54.8	11	29.9
8 - 9	27	25	26	50	24	7	*	30.4	7	30.6
9 - 10	26	28	20	27	30	4	*	26.2	4	30.84
10 - 11	18	10	18	10	25	12	*	16.2	12	31.02
11 - 12	17	20	22	10	19	8	*	17.6	8	29.26
12 - 13	35	23	18	20	14	*	*	22	0	30.08
13 - 14	26	22	23	19	8	*	*	19.6	0	29.44
14 - 15	33	28	31	24	17	*	*	26.6	0	29.44
15 - 16	16	22	31	21	19	*	*	21.8	0	30.26
16 - 17	22	25	31	34	11	*	*	24.6	0	30.26
17 - 18	12	15	17	16	10	*	*	14	0	31
18 - 19	15	3	9	11	6	*	*	8.8	0	31.76
19 - 20	5	7	7	7	3	*	*	5.8	0	35.16
20 - 21	0	1	5	9	3	*	*	3.6	0	28.75
21 - 22	0	4	1	6	0	*	*	2.2	0	32.5
22 - 23	0	0	2	0	0	*	*	0.4	0	15
23 - 24	2	0	10	0	1	*	*	2.6	0	19.8
Totals	364	342	385	495	271	44	0			
% of Total	19.15%	17.99%	20.25%	26.04%	14.26%	2.31%	0%			

Incoming Monthly Counts
Wreningham speed data

from Wed-Oct-15-2025-12-00-PM to Sat-Oct-25-2025-11-59-AM

	Oct 2025							Week	Weekend	Week Day 85%
Hour	Monday	Tuesday	Wednesday	Thursday	Friday	Saturday	Sunday	Day Avg	Avg	Avg Speed
0 - 1	0	0	0	4	0	0	0	0.8	0	8.8
1 - 2	0	0	1	16	0	1	2	3.4	1.5	17.2
2 - 3	0	0	0	54	2	0	1	11.2	0.5	19.65
3 - 4	2	0	0	7	0	0	0	1.8	0	22.5
4 - 5	2	4	6	30	5	2	1	9.4	1.5	34.66
5 - 6	16	15	13	19	9	3	4	14.4	3.5	34.06
6 - 7	34	38	34	37	37	5	5	36	5	32.16
7 - 8	56	52	60	76	36	21	4	56	12.5	29.94
8 - 9	27	25	26	56	27	20	10	32.2	15	30.6
9 - 10	26	28	20	27	33	32	16	26.8	24	30.68
10 - 11	18	10	18	13	31	32	16	18	24	30.9
11 - 12	17	20	22	12	24	23	23	19	23	29.14
12 - 13	35	23	19	26	18	17	12	24.2	14.5	29.66
13 - 14	26	22	28	23	13	16	17	22.4	16.5	29.32
14 - 15	33	28	40	26	32	12	28	31.8	20	29.5
15 - 16	16	22	55	25	23	17	8	28.2	12.5	30.12
16 - 17	22	25	46	39	18	15	15	30	15	29.82
17 - 18	12	15	28	25	17	6	4	19.4	5	29.74
18 - 19	15	3	12	16	7	1	4	10.6	2.5	31.26
19 - 20	5	7	9	15	9	6	2	9	4	33.66
20 - 21	0	1	5	12	12	3	1	6	2	29.5
21 - 22	0	4	2	7	7	3	1	4	2	31.88
22 - 23	0	0	2	0	2	10	1	0.8	5.5	27.5
23 - 24	2	0	10	0	1	1	0	2.6	0.5	19.8
Totals	364	342	456	565	363	246	175			
% of Total	14.5%	13.62%	18.16%	22.5%	14.46%	9.8%	6.97%			

Incoming Weekly Speeds
Wreningham speed data

from Wed-Oct-15-2025-12-00-PM to Sat-Oct-25-2025-11-59-AM

	13/10/2025	to	19/10/2025							
	Monday	Tuesday	Wednesday	Thursday	Friday	Saturday	Sunday	Week	Weekend	Week Day 85%
Hour	13/10/2025	14/10/2025	15/10/2025	16/10/2025	17/10/2025	18/10/2025	19/10/2025	Day Avg	Avg	Avg Speed
0 - 1	*	*	*	0	0	0	0	0	0	0
1 - 2	*	*	*	0	0	0	19.5	0	19.5	0
2 - 3	*	*	*	0	0	0	37	0	37	0
3 - 4	*	*	*	14.5	0	0	0	14.5	0	20
4 - 5	*	*	*	12	14.5	24.5	22	13.25	23.67	20
5 - 6	*	*	*	14.5	32	14.5	28.25	20.33	23.67	30
6 - 7	*	*	*	9.5	22	25	22	17	23.5	22.5
7 - 8	*	*	*	22	22.5	25.6	20.75	22.17	24.21	25
8 - 9	*	*	*	16.17	20.33	20.62	20	17.56	20.35	25
9 - 10	*	*	*	0	10.33	22.54	27.19	10.33	24.23	15
10 - 11	*	*	*	15.33	17	24.8	24.06	16.44	24.47	25
11 - 12	*	*	*	22	17	25.4	21.3	18.43	22.92	22.5
12 - 13	*	*	17	14.5	14.75	23.65	24.58	14.82	24.03	19.17
13 - 14	*	*	19	23.5	20.2	24.44	24.47	20.71	24.45	26.67
14 - 15	*	*	16	32	22.13	23.33	25.11	20.77	24.58	29.73
15 - 16	*	*	18.12	18.25	24.5	17.41	22.88	18.94	19.16	24.87
16 - 17	*	*	19.07	21	21.43	25.33	25.53	20.04	25.43	25.83
17 - 18	*	*	20.73	19.78	25.57	26.17	28.25	21.67	27	28.33
18 - 19	*	*	15.33	17	17	27	27.25	16.44	27.2	22.5
19 - 20	*	*	17	13.5	25.5	27.83	29.5	18.44	28.25	22.6
20 - 21	*	*	0	25.33	24.78	33.67	12	24.92	28.25	30
21 - 22	*	*	17	17	27.14	15.33	27	24.89	18.25	23.33
22 - 23	*	*	0	0	29.5	24.7	27	29.5	24.91	40
23 - 24	*	*	0	0	0	27	0	0	27	0
Totals	0	0	18.3	18	21.9	23.5	24.2			
% of Total	0%	0%	17.28%	17%	20.68%	22.19%	22.85%			

Incoming Weekly Speeds
Wreningham speed data

from Wed-Oct-15-2025-12-00-PM to Sat-Oct-25-2025-11-59-AM

	20/10/2025	to	26/10/2025							
	Monday	Tuesday	Wednesday	Thursday	Friday	Saturday	Sunday	Week	Weekend	Week Day 85%
Hour	20/10/2025	21/10/2025	22/10/2025	23/10/2025	24/10/2025	25/10/2025	26/10/2025	Day Avg	Avg	Avg Speed
0 - 1	0	0	0	7.25	0	0	*	7.25	*	8.8
1 - 2	0	0	22	7.38	0	27	*	8.24	27	17.2
2 - 3	0	0	0	7.54	24.5	0	*	8.14	*	19.65
3 - 4	24.5	0	0	8.4	0	0	*	13	*	20
4 - 5	22	24.5	31.17	12.64	33.67	0	*	18.23	*	35.66
5 - 6	28	28.6	26.08	22.65	20.12	22	*	25.54	22	33.56
6 - 7	27.71	26.05	28.59	23.03	26.35	0	*	26.32	*	32.44
7 - 8	25.5	24.06	24.13	21.19	24.35	24.27	*	23.65	24.27	29.9
8 - 9	24.93	23.88	26.69	22.52	27.42	24.86	*	24.66	24.86	30.6
9 - 10	23.54	23.36	26.9	23.37	24.07	20.75	*	24.1	20.75	30.84
10 - 11	22.17	24.7	23.61	26.5	23.04	19.08	*	23.6	19.08	31.02
11 - 12	26.53	22.6	20.82	24.1	25.79	21.5	*	23.77	21.5	29.26
12 - 13	24.97	22.61	25.44	21.95	26	*	*	24.14	*	30.08
13 - 14	25.27	23.05	23.57	24.21	22.75	*	*	23.96	*	29.44
14 - 15	24.58	23.89	23.32	24.08	23.88	*	*	23.96	*	29.44
15 - 16	25.25	27.82	24.29	26.48	22.05	*	*	25.17	*	30.26
16 - 17	25.55	25.36	24.06	23.97	23.45	*	*	24.51	*	30.26
17 - 18	21.25	23.8	26.65	25.5	26.6	*	*	24.84	*	31
18 - 19	21.8	25.33	26.44	27.18	22.33	*	*	24.41	*	31.76
19 - 20	30	30	27	28.57	30.33	*	*	28.97	*	35.16
20 - 21	0	27	24.2	25.44	22	*	*	24.61	*	28.75
21 - 22	0	28.25	27	27.83	0	*	*	27.91	*	32.5
22 - 23	0	0	9.5	0	0	*	*	9.5	*	15
23 - 24	19.5	0	8.8	0	22	*	*	11.46	*	19.8
Totals	25.1	24.7	24.5	20.4	24.7	22.2	0			
% of Total	17.73%	17.44%	17.3%	14.41%	17.44%	15.68%	0%			

Incoming Monthly Speeds
Wreningham speed data

from Wed-Oct-15-2025-12-00-PM to Sat-Oct-25-2025-11-59-AM

	Oct 2025							Week	Weekend	Week Day 85%
Hour	Monday	Tuesday	Wednesday	Thursday	Friday	Saturday	Sunday	Day Avg	Avg	Avg Speed
0 - 1	0	0	0	7.25	0	0	0	7.25	0	8.8
1 - 2	0	0	22	7.38	0	27	19.5	8.24	22	17.2
2 - 3	0	0	0	7.54	24.5	0	37	8.14	37	19.65
3 - 4	24.5	0	0	10.14	0	0	0	13.33	0	22.5
4 - 5	22	24.5	31.17	12.6	26	24.5	22	17.81	23.67	34.66
5 - 6	28	28.6	26.08	21.79	21.44	17	28.25	25.32	23.43	34.06
6 - 7	27.71	26.05	28.59	22.3	26	25	22	26.06	23.5	32.16
7 - 8	25.5	24.06	24.13	21.24	24.25	24.9	20.75	23.62	24.24	29.94
8 - 9	24.93	23.88	26.69	21.84	26.63	22.1	20	24.26	21.4	30.6
9 - 10	23.54	23.36	26.9	23.37	22.82	22.31	27.19	23.79	23.94	30.68
10 - 11	22.17	24.7	23.61	23.92	21.87	22.66	24.06	22.89	23.12	30.9
11 - 12	26.53	22.6	20.82	23.75	23.96	24.04	21.3	23.38	22.67	29.14
12 - 13	24.97	22.61	25	20.23	23.5	23.65	24.58	23.29	24.03	29.66
13 - 14	25.27	23.05	22.75	24.09	21.77	24.44	24.47	23.55	24.45	29.32
14 - 15	24.58	23.89	21.67	24.69	23.06	23.33	25.11	23.44	24.58	29.5
15 - 16	25.25	27.82	21.6	25.16	22.48	17.41	22.88	23.76	19.16	30.12
16 - 17	25.55	25.36	22.43	23.59	22.67	25.33	25.53	23.71	25.43	29.82
17 - 18	21.25	23.8	24.32	23.44	26.18	26.17	28.25	23.96	27	29.74
18 - 19	21.8	25.33	23.67	24	21.57	27	27.25	23.06	27.2	31.26
19 - 20	30	30	24.78	20.53	27.11	27.83	29.5	25.22	28.25	33.66
20 - 21	0	27	24.2	25.42	24.08	33.67	12	24.73	28.25	29.5
21 - 22	0	28.25	22	26.29	27.14	15.33	27	26.55	18.25	31.88
22 - 23	0	0	9.5	0	29.5	24.7	27	19.5	24.91	27.5
23 - 24	19.5	0	8.8	0	22	27	0	11.46	27	19.8
Totals	25.1	24.7	23.6	20.1	24	23.3	24.2			
% of Total	15.21%	14.97%	14.3%	12.18%	14.55%	14.12%	14.67%			

Incoming Weekly EightyFifthSpeeds
Wreningham speed data

from Wed-Oct-15-2025-12-00-PM to Sat-Oct-25-2025-11-59-AM

	13/10/2025	to	19/10/2025							
	Monday	Tuesday	Wednesday	Thursday	Friday	Saturday	Sunday	Week	Weekend	Week Day 85%
Hour	13/10/2025	14/10/2025	15/10/2025	16/10/2025	17/10/2025	18/10/2025	19/10/2025	Day Avg	Avg	Avg Speed
0 - 1	*	*	*	0	0	0	0	0	0	0
1 - 2	*	*	*	0	0	0	25	0	25	0
2 - 3	*	*	*	0	0	0	40	0	40	0
3 - 4	*	*	*	20	0	0	0	20	0	20
4 - 5	*	*	*	20	20	35	25	20	30	20
5 - 6	*	*	*	25	35	20	30	30	25	30
6 - 7	*	*	*	15	30	35	30	22.5	32.5	22.5
7 - 8	*	*	*	25	25	32.5	25	25	28.75	25
8 - 9	*	*	*	20	30	26.7	25	25	25.85	25
9 - 10	*	*	*	0	15	28.9	34	15	31.45	15
10 - 11	*	*	*	25	25	28.8	30	25	29.4	25
11 - 12	*	*	*	25	20	35	28.3	22.5	31.65	22.5
12 - 13	*	*	20	22.5	15	28.8	35	19.17	31.9	19.17
13 - 14	*	*	25	27.5	27.5	33	32.5	26.67	32.75	26.67
14 - 15	*	*	20	40	29.2	28.3	29.6	29.73	28.95	29.73
15 - 16	*	*	23.8	22.5	28.3	25	29	24.87	27	24.87
16 - 17	*	*	27.5	25	25	32.5	31.7	25.83	32.1	25.83
17 - 18	*	*	25	27.5	32.5	30	35	28.33	32.5	28.33
18 - 19	*	*	25	22.5	20	30	30	22.5	30	22.5
19 - 20	*	*	20	18.8	29	35	35	22.6	35	22.6
20 - 21	*	*	0	30	30	55	15	30	35	30
21 - 22	*	*	20	20	30	25	30	23.33	27.5	23.33
22 - 23	*	*	0	0	40	28.3	30	40	29.15	40
23 - 24	*	*	0	0	0	30	0	0	30	0
Totals	0	0	206.3	431.3	506.5	622.8	625.1			
% of Total	0%	0%	8.62%	18.03%	21.17%	26.04%	26.13%			

Incoming Weekly EightyFifthSpeeds
Wreningham speed data

from Wed-Oct-15-2025-12-00-PM to Sat-Oct-25-2025-11-59-AM

	20/10/2025	to	26/10/2025							
	Monday	Tuesday	Wednesday	Thursday	Friday	Saturday	Sunday	Week	Weekend	Week Day 85%
Hour	20/10/2025	21/10/2025	22/10/2025	23/10/2025	24/10/2025	25/10/2025	26/10/2025	Day Avg	Avg	Avg Speed
0 - 1	0	0	0	8.8	0	0	*	8.8	0	8.8
1 - 2	0	0	25	9.4	0	30	*	17.2	30	17.2
2 - 3	0	0	0	9.3	30	0	*	19.65	0	19.65
3 - 4	30	0	0	10	0	0	*	20	0	20
4 - 5	35	30	45	28.3	40	0	*	35.66	0	35.66
5 - 6	40	35	29.5	33.3	30	25	*	33.56	25	33.56
6 - 7	34	32.2	34	30	32	0	*	32.44	0	32.44
7 - 8	32	28.9	29.5	29.1	30	30	*	29.9	30	29.9
8 - 9	31.2	29	31.7	29.4	31.7	30	*	30.6	30	30.6
9 - 10	28.8	29.6	32.5	30	33.3	25	*	30.84	25	30.84
10 - 11	28.8	33.3	28.8	35	29.2	26.7	*	31.02	26.7	31.02
11 - 12	30	28.8	27.5	30	30	28.3	*	29.26	28.3	29.26
12 - 13	31.7	30	31.2	27.5	30	*	*	30.08	0	30.08
13 - 14	30	30	29.4	29.5	28.3	*	*	29.44	0	29.44
14 - 15	30	29.4	30	29.5	28.3	*	*	29.44	0	29.44
15 - 16	29.4	33.3	31.4	29.7	27.5	*	*	30.26	0	30.26
16 - 17	31.7	29.6	30	30	30	*	*	30.26	0	30.26
17 - 18	25	30	32.5	35	32.5	*	*	31	0	31
18 - 19	28	35	35	33.3	27.5	*	*	31.76	0	31.76
19 - 20	33.3	37.5	35	35	35	*	*	35.16	0	35.16
20 - 21	0	30	30	30	25	*	*	28.75	0	28.75
21 - 22	0	32.5	30	35	0	*	*	32.5	0	32.5
22 - 23	0	0	15	0	0	*	*	15	0	15
23 - 24	25	0	9.4	0	25	*	*	19.8	0	19.8
Totals	553.9	564.1	622.4	597.1	575.3	195	0			
% of Total	17.82%	18.15%	20.03%	19.21%	18.51%	6.27%	0%			

Incoming Monthly EightyFifthSpeeds
 Wreningham speed data

from Wed-Oct-15-2025-12-00-PM to Sat-Oct-25-2025-11-59-AM

	Oct 2025							Week	Weekend	Week Day 85%
Hour	Monday	Tuesday	Wednesday	Thursday	Friday	Saturday	Sunday	Day Avg	Avg	Avg Speed
0 - 1	0	0	0	8.8	0	0	0	8.8	0	8.8
1 - 2	0	0	25	9.4	0	30	25	17.2	27.5	17.2
2 - 3	0	0	0	9.3	30	0	40	19.65	40	19.65
3 - 4	30	0	0	15	0	0	0	22.5	0	22.5
4 - 5	35	30	45	28.3	35	35	25	34.66	30	34.66
5 - 6	40	35	29.5	33.3	32.5	25	30	34.06	27.5	34.06
6 - 7	34	32.2	34	29.6	31	35	30	32.16	32.5	32.16
7 - 8	32	28.9	29.5	29.3	30	33.3	25	29.94	29.15	29.94
8 - 9	31.2	29	31.7	29.4	31.7	28.3	25	30.6	26.65	30.6
9 - 10	28.8	29.6	32.5	30	32.5	28.5	34	30.68	31.25	30.68
10 - 11	28.8	33.3	28.8	35	28.6	28.4	30	30.9	29.2	30.9
11 - 12	30	28.8	27.5	30	29.4	30	28.3	29.14	29.15	29.14
12 - 13	31.7	30	31.2	26.2	29.2	28.8	35	29.66	31.9	29.66
13 - 14	30	30	29	29.6	28	33	32.5	29.32	32.75	29.32
14 - 15	30	29.4	29.3	30	28.8	28.3	29.6	29.5	28.95	29.5
15 - 16	29.4	33.3	30	29.3	28.6	25	29	30.12	27	30.12
16 - 17	31.7	29.6	29.5	30	28.3	32.5	31.7	29.82	32.1	29.82
17 - 18	25	30	31.2	30	32.5	30	35	29.74	32.5	29.74
18 - 19	28	35	32.5	33.3	27.5	30	30	31.26	30	31.26
19 - 20	33.3	37.5	35	30	32.5	35	35	33.66	35	33.66
20 - 21	0	30	30	29.2	28.8	55	15	29.5	35	29.5
21 - 22	0	32.5	30	35	30	25	30	31.88	27.5	31.88
22 - 23	0	0	15	0	40	28.3	30	27.5	29.15	27.5
23 - 24	25	0	9.4	0	25	30	0	19.8	30	19.8

Summary of Violators
 Wreningham speed data

from Wed-Oct-15-2025-12-00-PM to Sat-Oct-25-2025-11-59-AM

Starting Hour	Count	Average Speed of all Traffic	Violator Counts	Average Speed of Violators
00:00:00	0	N/A	N/A	N/A
01:00:00	0	N/A	N/A	N/A
02:00:00	0	N/A	N/A	N/A
03:00:00	0	N/A	N/A	N/A
04:00:00	0	N/A	N/A	N/A
05:00:00	0	N/A	N/A	N/A
06:00:00	0	N/A	N/A	N/A
07:00:00	0	N/A	N/A	N/A
08:00:00	0	N/A	N/A	N/A
09:00:00	0	N/A	N/A	N/A
10:00:00	0	N/A	N/A	N/A
11:00:00	0	N/A	N/A	N/A
12:00:00	1	17.5	0	0
13:00:00	4	17.5	0	0
14:00:00	10	17.5	0	0
15:00:00	24	18.3	1	32.5
16:00:00	13	20.6	1	32.5
17:00:00	11	19.8	0	0
18:00:00	4	17.5	0	0
19:00:00	3	17.5	0	0
20:00:00	0	N/A	N/A	N/A
21:00:00	1	17.5	0	0
22:00:00	0	N/A	N/A	N/A
23:00:00	0	N/A	N/A	N/A
00:00:00	0	N/A	N/A	N/A
01:00:00	0	N/A	N/A	N/A
02:00:00	0	N/A	N/A	N/A
03:00:00	0	N/A	N/A	N/A
04:00:00	4	13.8	0	0
05:00:00	1	22.5	0	0
06:00:00	3	9.2	0	0
07:00:00	4	22.5	1	32.5
08:00:00	6	16.7	0	0
09:00:00	0	N/A	N/A	N/A
10:00:00	3	15.8	0	0
11:00:00	1	22.5	0	0
12:00:00	6	16.7	0	0
13:00:00	3	17.5	0	0
14:00:00	4	30	1	37.5
15:00:00	4	18.8	0	0
16:00:00	5	21.5	1	37.5
17:00:00	8	20	0	0
18:00:00	5	17.5	0	0
19:00:00	9	14.7	0	0
20:00:00	2	25	0	0
21:00:00	2	22.5	0	0
22:00:00	0	N/A	N/A	N/A
23:00:00	0	N/A	N/A	N/A

Summary of Violators
 Wreningham speed data

from Wed-Oct-15-2025-12-00-PM to Sat-Oct-25-2025-11-59-AM

00:00:00	0	N/A	N/A	N/A
01:00:00	0	N/A	N/A	N/A
02:00:00	0	N/A	N/A	N/A
03:00:00	0	N/A	N/A	N/A
04:00:00	2	15	0	0
05:00:00	1	32.5	1	32.5
06:00:00	2	22.5	0	0
07:00:00	3	22.5	0	0
08:00:00	2	22.5	0	0
09:00:00	4	12.5	0	0
10:00:00	6	17.5	0	0
11:00:00	4	17.5	0	0
12:00:00	5	15.5	0	0
13:00:00	5	20.5	0	0
14:00:00	13	21.3	0	0
15:00:00	6	26.7	1	32.5
16:00:00	6	21.7	0	0
17:00:00	7	25.4	2	32.5
18:00:00	2	22.5	0	0
19:00:00	6	25.8	0	0
20:00:00	9	25.3	1	32.5
21:00:00	7	27.5	1	32.5
22:00:00	2	30	1	37.5
23:00:00	0	N/A	N/A	N/A
00:00:00	0	N/A	N/A	N/A
01:00:00	0	N/A	N/A	N/A
02:00:00	0	N/A	N/A	N/A
03:00:00	0	N/A	N/A	N/A
04:00:00	2	25	1	32.5
05:00:00	2	15	0	0
06:00:00	4	30	2	35
07:00:00	10	23.5	2	35
08:00:00	13	21.7	1	32.5
09:00:00	27	22.7	2	32.5
10:00:00	20	24.8	0	0
11:00:00	15	26.2	3	35.8
12:00:00	19	24.1	2	35
13:00:00	15	24.5	5	32.5
14:00:00	12	24.2	1	32.5
15:00:00	16	18.4	1	32.5
16:00:00	15	23.5	2	32.5
17:00:00	8	28.1	2	35
18:00:00	1	27.5	0	0
19:00:00	5	29.5	2	35
20:00:00	4	31.3	1	52.5
21:00:00	3	15.8	0	0
22:00:00	7	26.1	1	32.5
23:00:00	4	23.8	0	0
00:00:00	0	N/A	N/A	N/A

Summary of Violators
 Wreningham speed data

from Wed-Oct-15-2025-12-00-PM to Sat-Oct-25-2025-11-59-AM

01:00:00	2	20	0	0
02:00:00	1	37.5	1	37.5
03:00:00	0	N/A	N/A	N/A
04:00:00	1	22.5	0	0
05:00:00	4	28.8	1	37.5
06:00:00	5	22.5	1	32.5
07:00:00	4	21.3	0	0
08:00:00	10	20.5	2	35
09:00:00	15	27.2	5	33.5
10:00:00	16	25.6	3	34.2
11:00:00	23	21.2	1	37.5
12:00:00	12	25	3	35.8
13:00:00	16	24.4	3	35.8
14:00:00	28	25.5	4	35
15:00:00	8	25	0	0
16:00:00	17	24.9	3	32.5
17:00:00	4	28.8	2	35
18:00:00	3	25.8	0	0
19:00:00	3	30.8	2	32.5
20:00:00	1	12.5	0	0
21:00:00	1	27.5	0	0
22:00:00	1	27.5	0	0
23:00:00	0	N/A	N/A	N/A
00:00:00	0	N/A	N/A	N/A
01:00:00	0	N/A	N/A	N/A
02:00:00	0	N/A	N/A	N/A
03:00:00	2	25	0	0
04:00:00	2	22.5	1	32.5
05:00:00	16	28.4	5	38.5
06:00:00	29	27.5	10	34
07:00:00	60	26.3	13	34.8
08:00:00	28	25	5	33.5
09:00:00	22	24.1	2	45
10:00:00	22	22.5	2	35
11:00:00	15	26.2	2	32.5
12:00:00	34	25.1	6	34.2
13:00:00	25	25.7	5	32.5
14:00:00	35	25.4	6	33.3
15:00:00	16	25	1	32.5
16:00:00	21	27	4	33.8
17:00:00	15	21.2	0	0
18:00:00	14	22.1	0	0
19:00:00	6	29.2	3	32.5
20:00:00	0	N/A	N/A	N/A
21:00:00	0	N/A	N/A	N/A
22:00:00	0	N/A	N/A	N/A
23:00:00	2	20	0	0
00:00:00	0	N/A	N/A	N/A
01:00:00	0	N/A	N/A	N/A

Summary of Violators
 Wreningham speed data

from Wed-Oct-15-2025-12-00-PM to Sat-Oct-25-2025-11-59-AM

02:00:00	0	N/A	N/A	N/A
03:00:00	0	N/A	N/A	N/A
04:00:00	4	25	1	32.5
05:00:00	12	29.6	7	33.9
06:00:00	29	26.5	8	33.1
07:00:00	63	24.6	6	33.3
08:00:00	25	23.7	2	32.5
09:00:00	29	23.7	3	32.5
10:00:00	8	23.1	2	35
11:00:00	21	23.7	3	32.5
12:00:00	22	23.4	3	34.2
13:00:00	22	23.2	3	32.5
14:00:00	29	23.9	3	34.2
15:00:00	20	28	6	32.5
16:00:00	27	26.2	4	35
17:00:00	16	24.1	2	32.5
18:00:00	3	25.8	1	32.5
19:00:00	6	29.2	2	35
20:00:00	2	32.5	1	37.5
21:00:00	4	28.8	2	32.5
22:00:00	0	N/A	N/A	N/A
23:00:00	0	N/A	N/A	N/A
00:00:00	0	N/A	N/A	N/A
01:00:00	1	22.5	0	0
02:00:00	0	N/A	N/A	N/A
03:00:00	0	N/A	N/A	N/A
04:00:00	6	31.7	3	40.8
05:00:00	10	26	1	32.5
06:00:00	35	28.9	13	34.4
07:00:00	61	24.1	6	35
08:00:00	26	27.3	7	33.2
09:00:00	18	26.9	3	32.5
10:00:00	20	24.8	2	35
11:00:00	22	20.9	1	32.5
12:00:00	18	26.4	4	32.5
13:00:00	22	23	1	32.5
14:00:00	32	23.8	5	34.5
15:00:00	30	24.7	7	32.5
16:00:00	31	25.1	6	35
17:00:00	19	25.9	5	33.5
18:00:00	9	26.9	3	34.2
19:00:00	7	27.5	2	35
20:00:00	5	24.5	1	32.5
21:00:00	1	27.5	0	0
22:00:00	2	10	0	0
23:00:00	10	9	0	0
00:00:00	2	7.5	0	0
01:00:00	15	7.5	0	0
02:00:00	57	7.6	0	0

Summary of Violators
 Wreningham speed data

from Wed-Oct-15-2025-12-00-PM to Sat-Oct-25-2025-11-59-AM

03:00:00	5	8.5	0	0
04:00:00	28	12.9	3	32.5
05:00:00	15	23.2	5	34.5
06:00:00	34	23.5	4	35
07:00:00	75	21.4	8	33.1
08:00:00	50	22.7	6	34.2
09:00:00	26	23.5	3	32.5
10:00:00	11	27.5	4	37.5
11:00:00	10	24.5	2	32.5
12:00:00	18	22.5	1	32.5
13:00:00	20	24	2	32.5
14:00:00	23	24.2	3	34.2
15:00:00	22	26.8	2	32.5
16:00:00	27	24.9	4	32.5
17:00:00	22	23.9	3	34.2
18:00:00	13	28.7	6	34.2
19:00:00	7	28.9	2	37.5
20:00:00	6	25.8	1	32.5
21:00:00	9	27.5	3	34.2
22:00:00	0	N/A	N/A	N/A
23:00:00	0	N/A	N/A	N/A
00:00:00	0	N/A	N/A	N/A
01:00:00	0	N/A	N/A	N/A
02:00:00	2	25	0	0
03:00:00	0	N/A	N/A	N/A
04:00:00	3	34.2	3	34.2
05:00:00	8	20.6	1	32.5
06:00:00	30	26	5	33.5
07:00:00	34	25.3	7	33.2
08:00:00	25	27.3	4	35
09:00:00	31	24.9	8	33.8
10:00:00	26	23.3	4	33.8
11:00:00	18	26.1	3	32.5
12:00:00	13	26	1	42.5
13:00:00	11	24.3	1	32.5
14:00:00	16	24.4	1	37.5
15:00:00	19	22.5	1	32.5
16:00:00	11	24.3	2	32.5
17:00:00	11	26.1	3	34.2
18:00:00	6	22.5	0	0
19:00:00	2	30	1	32.5
20:00:00	4	25	1	32.5
21:00:00	0	N/A	N/A	N/A
22:00:00	0	N/A	N/A	N/A
23:00:00	1	22.5	0	0

Incoming Histogram

Wreningham speed data

from Wed-Oct-15-2025-12-00-PM to Sat-Oct-25-2025-11-59-AM

Date	Starting Hr:min	<15	15 to <20	20 to <25	25 to <30	30 to <35	35 to <40	40 to <45	45 to <50	50 to <55	55 to <60	60 to <65	65 to <70	70 to <75	75 to <80	80 to <85	85 to <90	90 to <95	95 to <100	100 to >105	Total Counts	Avg Speed (MPH)	85pet Speed	10MPH Pace	% in pace	# of Speeders	% Speeders	
15/10/2025	00:00	*	*	*	*	*	*	*	*	*	*	*	*	*	*	*	*	*	*	*	*	*	*	*	*	*	*	
15/10/2025	01:00	*	*	*	*	*	*	*	*	*	*	*	*	*	*	*	*	*	*	*	*	*	*	*	*	*	*	
15/10/2025	02:00	*	*	*	*	*	*	*	*	*	*	*	*	*	*	*	*	*	*	*	*	*	*	*	*	*	*	
15/10/2025	03:00	*	*	*	*	*	*	*	*	*	*	*	*	*	*	*	*	*	*	*	*	*	*	*	*	*	*	
15/10/2025	04:00	*	*	*	*	*	*	*	*	*	*	*	*	*	*	*	*	*	*	*	*	*	*	*	*	*	*	
15/10/2025	05:00	*	*	*	*	*	*	*	*	*	*	*	*	*	*	*	*	*	*	*	*	*	*	*	*	*	*	
15/10/2025	06:00	*	*	*	*	*	*	*	*	*	*	*	*	*	*	*	*	*	*	*	*	*	*	*	*	*	*	
15/10/2025	07:00	*	*	*	*	*	*	*	*	*	*	*	*	*	*	*	*	*	*	*	*	*	*	*	*	*	*	
15/10/2025	08:00	*	*	*	*	*	*	*	*	*	*	*	*	*	*	*	*	*	*	*	*	*	*	*	*	*	*	
15/10/2025	09:00	*	*	*	*	*	*	*	*	*	*	*	*	*	*	*	*	*	*	*	*	*	*	*	*	*	*	
15/10/2025	10:00	*	*	*	*	*	*	*	*	*	*	*	*	*	*	*	*	*	*	*	*	*	*	*	*	*	*	
15/10/2025	11:00	*	*	*	*	*	*	*	*	*	*	*	*	*	*	*	*	*	*	*	*	*	*	*	*	*	*	
15/10/2025	12:00	0	1	0	0	0	0	0	0	0	0	0	0	0	0	0	0	0	0	0	0	1	17	20	10 to 20	100	*	*
15/10/2025	13:00	1	2	1	1	0	0	0	0	0	0	0	0	0	0	0	0	0	0	0	0	5	19	25	10 to 20	60	*	*
15/10/2025	14:00	3	5	1	0	0	0	0	0	0	0	0	0	0	0	0	0	0	0	0	0	9	16	20	10 to 20	88.9	*	*
15/10/2025	15:00	8	6	8	1	1	0	0	0	0	0	0	0	0	0	0	0	0	0	0	0	24	18.1	23.8	15 to 25	58.3	1	4.2
15/10/2025	16:00	4	3	5	2	1	0	0	0	0	0	0	0	0	0	0	0	0	0	0	0	15	19.1	27.5	15 to 25	53.3	1	6.7
15/10/2025	17:00	1	3	5	2	0	0	0	0	0	0	0	0	0	0	0	0	0	0	0	0	11	20.7	25	15 to 25	72.7	*	*
15/10/2025	18:00	1	1	1	0	0	0	0	0	0	0	0	0	0	0	0	0	0	0	0	0	3	15.3	25	15 to 25	66.7	*	*
15/10/2025	19:00	0	2	0	0	0	0	0	0	0	0	0	0	0	0	0	0	0	0	0	0	2	17	20	10 to 20	100	*	*
15/10/2025	20:00	0	0	0	0	0	0	0	0	0	0	0	0	0	0	0	0	0	0	0	0	0	0	0	*	*	*	*
15/10/2025	21:00	0	1	0	0	0	0	0	0	0	0	0	0	0	0	0	0	0	0	0	0	1	17	20	10 to 20	100	*	*
15/10/2025	22:00	0	0	0	0	0	0	0	0	0	0	0	0	0	0	0	0	0	0	0	0	0	0	0	*	*	*	*
15/10/2025	23:00	0	0	0	0	0	0	0	0	0	0	0	0	0	0	0	0	0	0	0	0	0	0	0	*	*	*	*
24 Hr Summary		18	24	21	6	2	0	0	0	0	0	0	0	0	0	0	0	0	0	0	0	71	18.3	24.3	15 to 25	63.4	2	2.8

Incoming Histogram

Wreningham speed data

from Wed-Oct-15-2025-12-00-PM to Sat-Oct-25-2025-11-59-AM

Date	Starting Hr:min	<15	15 to <20	20 to <25	25 to <30	30 to <35	35 to <40	40 to <45	45 to <50	50 to <55	55 to <60	60 to <65	65 to <70	70 to <75	75 to <80	80 to <85	85 to <90	90 to <95	95 to <100	100 to >105	Total Counts	Avg Speed (MPH)	85pet Speed	10MPH Pace	% in pace	# of Speeders	% Speeders	
16/10/2025	00:00	0	0	0	0	0	0	0	0	0	0	0	0	0	0	0	0	0	0	0	0	0	0	*	*	*	*	
16/10/2025	01:00	0	0	0	0	0	0	0	0	0	0	0	0	0	0	0	0	0	0	0	0	0	0	*	*	*	*	
16/10/2025	02:00	0	0	0	0	0	0	0	0	0	0	0	0	0	0	0	0	0	0	0	0	0	0	*	*	*	*	
16/10/2025	03:00	1	1	0	0	0	0	0	0	0	0	0	0	0	0	0	0	0	0	0	0	2	14.5	20	10 to 20	100	*	*
16/10/2025	04:00	1	1	0	0	0	0	0	0	0	0	0	0	0	0	0	0	0	0	0	0	2	12	20	0 to 10	50	*	*
16/10/2025	05:00	1	0	1	0	0	0	0	0	0	0	0	0	0	0	0	0	0	0	0	0	2	14.5	25	0 to 10	50	*	*
16/10/2025	06:00	2	0	0	0	0	0	0	0	0	0	0	0	0	0	0	0	0	0	0	0	2	9.5	15	5 to 15	100	*	*
16/10/2025	07:00	0	2	1	0	1	0	0	0	0	0	0	0	0	0	0	0	0	0	0	0	4	22	25	15 to 25	75	1	25
16/10/2025	08:00	2	3	1	0	0	0	0	0	0	0	0	0	0	0	0	0	0	0	0	0	6	16.2	20	10 to 20	83.3	*	*
16/10/2025	09:00	0	0	0	0	0	0	0	0	0	0	0	0	0	0	0	0	0	0	0	0	0	0	*	*	*	*	
16/10/2025	10:00	2	0	1	0	0	0	0	0	0	0	0	0	0	0	0	0	0	0	0	0	3	15.3	25	5 to 15	66.7	*	*
16/10/2025	11:00	0	0	2	0	0	0	0	0	0	0	0	0	0	0	0	0	0	0	0	0	2	22	25	15 to 25	100	*	*
16/10/2025	12:00	3	1	2	0	0	0	0	0	0	0	0	0	0	0	0	0	0	0	0	0	6	14.5	22.5	5 to 15	50	*	*
16/10/2025	13:00	0	1	1	2	0	0	0	0	0	0	0	0	0	0	0	0	0	0	0	0	4	23.5	27.5	20 to 30	75	*	*
16/10/2025	14:00	0	0	0	1	0	1	0	0	0	0	0	0	0	0	0	0	0	0	0	0	2	32	40	20 to 30	50	1	50
16/10/2025	15:00	1	1	2	0	0	0	0	0	0	0	0	0	0	0	0	0	0	0	0	0	4	18.2	22.5	15 to 25	75	*	*
16/10/2025	16:00	1	2	1	0	0	1	0	0	0	0	0	0	0	0	0	0	0	0	0	0	5	21	25	10 to 20	60	1	20
16/10/2025	17:00	1	3	3	2	0	0	0	0	0	0	0	0	0	0	0	0	0	0	0	0	9	19.8	27.5	15 to 25	66.7	*	*
16/10/2025	18:00	1	2	2	0	0	0	0	0	0	0	0	0	0	0	0	0	0	0	0	0	5	17	22.5	15 to 25	80	*	*
16/10/2025	19:00	4	4	0	0	0	0	0	0	0	0	0	0	0	0	0	0	0	0	0	0	8	13.5	18.8	10 to 20	75	*	*
16/10/2025	20:00	0	0	1	2	0	0	0	0	0	0	0	0	0	0	0	0	0	0	0	0	3	25.3	30	20 to 30	100	*	*
16/10/2025	21:00	0	1	0	0	0	0	0	0	0	0	0	0	0	0	0	0	0	0	0	0	1	17	20	10 to 20	100	*	*
16/10/2025	22:00	0	0	0	0	0	0	0	0	0	0	0	0	0	0	0	0	0	0	0	0	0	0	*	*	*	*	
16/10/2025	23:00	0	0	0	0	0	0	0	0	0	0	0	0	0	0	0	0	0	0	0	0	0	0	*	*	*	*	
24 Hr Summary		20	22	18	7	1	2	0	0	0	0	0	0	0	0	0	0	0	0	0	70	18	25	15 to 25	57.1	3	4.3	

Incoming Histogram

Wreningham speed data

from Wed-Oct-15-2025-12-00-PM to Sat-Oct-25-2025-11-59-AM

Date	Starting Hr:min	<15	15 to <20	20 to <25	25 to <30	30 to <35	35 to <40	40 to <45	45 to <50	50 to <55	55 to <60	60 to <65	65 to <70	70 to <75	75 to <80	80 to <85	85 to <90	90 to <95	95 to <100	100 to >105	Total Counts	Avg Speed (MPH)	85pet Speed	10MPH Pace	% in pace	# of Speeders	% Speeders	
17/10/2025	00:00	0	0	0	0	0	0	0	0	0	0	0	0	0	0	0	0	0	0	0	0	0	0	*	*	*	*	
17/10/2025	01:00	0	0	0	0	0	0	0	0	0	0	0	0	0	0	0	0	0	0	0	0	0	0	*	*	*	*	
17/10/2025	02:00	0	0	0	0	0	0	0	0	0	0	0	0	0	0	0	0	0	0	0	0	0	0	*	*	*	*	
17/10/2025	03:00	0	0	0	0	0	0	0	0	0	0	0	0	0	0	0	0	0	0	0	0	0	0	*	*	*	*	
17/10/2025	04:00	1	1	0	0	0	0	0	0	0	0	0	0	0	0	0	0	0	0	0	0	2	14.5	20	10 to 20	100	*	*
17/10/2025	05:00	0	0	0	0	1	0	0	0	0	0	0	0	0	0	0	0	0	0	0	0	1	32	35	25 to 35	100	1	100
17/10/2025	06:00	0	1	1	1	0	0	0	0	0	0	0	0	0	0	0	0	0	0	0	0	3	22	30	15 to 25	66.7	*	*
17/10/2025	07:00	0	0	2	0	0	0	0	0	0	0	0	0	0	0	0	0	0	0	0	0	2	22.5	25	15 to 25	100	*	*
17/10/2025	08:00	0	2	0	1	0	0	0	0	0	0	0	0	0	0	0	0	0	0	0	0	3	20.3	30	10 to 20	66.7	*	*
17/10/2025	09:00	3	0	0	0	0	0	0	0	0	0	0	0	0	0	0	0	0	0	0	0	3	10.3	15	5 to 15	100	*	*
17/10/2025	10:00	2	2	1	1	0	0	0	0	0	0	0	0	0	0	0	0	0	0	0	0	6	17	25	10 to 20	50	*	*
17/10/2025	11:00	1	3	1	0	0	0	0	0	0	0	0	0	0	0	0	0	0	0	0	0	5	17	20	10 to 20	80	*	*
17/10/2025	12:00	3	0	1	0	0	0	0	0	0	0	0	0	0	0	0	0	0	0	0	0	4	14.8	15	5 to 15	75	*	*
17/10/2025	13:00	1	2	0	2	0	0	0	0	0	0	0	0	0	0	0	0	0	0	0	0	5	20.2	27.5	10 to 20	60	*	*
17/10/2025	14:00	2	2	4	6	1	0	0	0	0	0	0	0	0	0	0	0	0	0	0	0	15	22.1	29.2	20 to 30	66.7	1	6.7
17/10/2025	15:00	0	1	0	3	0	0	0	0	0	0	0	0	0	0	0	0	0	0	0	0	4	24.5	28.3	20 to 30	75	*	*
17/10/2025	16:00	0	2	4	1	0	0	0	0	0	0	0	0	0	0	0	0	0	0	0	0	7	21.4	25	15 to 25	85.7	*	*
17/10/2025	17:00	0	1	2	2	2	0	0	0	0	0	0	0	0	0	0	0	0	0	0	0	7	25.6	32.5	20 to 30	57.1	2	28.6
17/10/2025	18:00	0	1	0	0	0	0	0	0	0	0	0	0	0	0	0	0	0	0	0	0	1	17	20	10 to 20	100	*	*
17/10/2025	19:00	0	1	0	5	0	0	0	0	0	0	0	0	0	0	0	0	0	0	0	0	6	25.5	29	20 to 30	83.3	*	*
17/10/2025	20:00	0	1	3	4	1	0	0	0	0	0	0	0	0	0	0	0	0	0	0	0	9	24.8	30	20 to 30	77.8	1	11.1
17/10/2025	21:00	0	0	1	5	1	0	0	0	0	0	0	0	0	0	0	0	0	0	0	0	7	27.1	30	20 to 30	85.7	1	14.3
17/10/2025	22:00	0	0	1	0	0	1	0	0	0	0	0	0	0	0	0	0	0	0	0	0	2	29.5	40	15 to 25	50	1	50
17/10/2025	23:00	0	0	0	0	0	0	0	0	0	0	0	0	0	0	0	0	0	0	0	0	0	0	*	*	*	*	
24 Hr Summary		13	20	21	31	6	1	0	0	0	0	0	0	0	0	0	0	0	0	0	0	92	21.9	28.9	20 to 30	56.5	7	7.6

Incoming Histogram

Wreningham speed data

from Wed-Oct-15-2025-12-00-PM to Sat-Oct-25-2025-11-59-AM

Date	Starting Hr:min	<15	15 to <20	20 to <25	25 to <30	30 to <35	35 to <40	40 to <45	45 to <50	50 to <55	55 to <60	60 to <65	65 to <70	70 to <75	75 to <80	80 to <85	85 to <90	90 to <95	95 to <100	100 to >105	Total Counts	Avg Speed (MPH)	85pet Speed	10MPH Pace	% in pace	# of Speeders	% Speeders	
18/10/2025	00:00	0	0	0	0	0	0	0	0	0	0	0	0	0	0	0	0	0	0	0	0	0	0	*	*	*	*	
18/10/2025	01:00	0	0	0	0	0	0	0	0	0	0	0	0	0	0	0	0	0	0	0	0	0	0	*	*	*	*	
18/10/2025	02:00	0	0	0	0	0	0	0	0	0	0	0	0	0	0	0	0	0	0	0	0	0	0	*	*	*	*	
18/10/2025	03:00	0	0	0	0	0	0	0	0	0	0	0	0	0	0	0	0	0	0	0	0	0	0	*	*	*	*	
18/10/2025	04:00	0	1	0	0	1	0	0	0	0	0	0	0	0	0	0	0	0	0	0	0	2	24.5	35	10 to 20	50	1	50
18/10/2025	05:00	1	1	0	0	0	0	0	0	0	0	0	0	0	0	0	0	0	0	0	0	2	14.5	20	10 to 20	100	*	*
18/10/2025	06:00	1	0	1	1	1	1	0	0	0	0	0	0	0	0	0	0	0	0	0	0	5	25	35	20 to 30	40	2	40
18/10/2025	07:00	2	0	1	4	2	1	0	0	0	0	0	0	0	0	0	0	0	0	0	0	10	25.6	32.5	25 to 35	60	3	30
18/10/2025	08:00	1	4	5	3	0	0	0	0	0	0	0	0	0	0	0	0	0	0	0	0	13	20.6	26.7	15 to 25	69.2	*	*
18/10/2025	09:00	3	4	10	9	2	0	0	0	0	0	0	0	0	0	0	0	0	0	0	0	28	22.5	28.9	20 to 30	67.9	2	7.1
18/10/2025	10:00	1	1	5	13	0	0	0	0	0	0	0	0	0	0	0	0	0	0	0	0	20	24.8	28.8	20 to 30	90	*	*
18/10/2025	11:00	0	3	4	5	1	2	0	0	0	0	0	0	0	0	0	0	0	0	0	0	15	25.4	35	20 to 30	60	3	20
18/10/2025	12:00	0	4	7	4	1	1	0	0	0	0	0	0	0	0	0	0	0	0	0	0	17	23.6	28.8	15 to 25	64.7	2	11.8
18/10/2025	13:00	2	1	4	4	5	0	0	0	0	0	0	0	0	0	0	0	0	0	0	0	16	24.4	33	25 to 35	56.2	5	31.2
18/10/2025	14:00	0	2	6	3	1	0	0	0	0	0	0	0	0	0	0	0	0	0	0	0	12	23.3	28.3	20 to 30	75	1	8.3
18/10/2025	15:00	7	5	2	2	1	0	0	0	0	0	0	0	0	0	0	0	0	0	0	0	17	17.4	25	10 to 20	64.7	1	5.9
18/10/2025	16:00	0	2	5	5	2	1	0	0	0	0	0	0	0	0	0	0	0	0	0	0	15	25.3	32.5	20 to 30	66.7	3	20
18/10/2025	17:00	0	0	2	3	1	0	0	0	0	0	0	0	0	0	0	0	0	0	0	0	6	26.2	30	20 to 30	83.3	1	16.7
18/10/2025	18:00	0	0	0	1	0	0	0	0	0	0	0	0	0	0	0	0	0	0	0	0	1	27	30	20 to 30	100	*	*
18/10/2025	19:00	0	0	2	2	1	1	0	0	0	0	0	0	0	0	0	0	0	0	0	0	6	27.8	35	20 to 30	66.7	2	33.3
18/10/2025	20:00	0	0	1	1	0	0	0	0	1	0	0	0	0	0	0	0	0	0	0	0	3	33.7	55	20 to 30	66.7	1	33.3
18/10/2025	21:00	1	1	1	0	0	0	0	0	0	0	0	0	0	0	0	0	0	0	0	0	3	15.3	25	15 to 25	66.7	*	*
18/10/2025	22:00	0	0	6	3	1	0	0	0	0	0	0	0	0	0	0	0	0	0	0	0	10	24.7	28.3	20 to 30	90	1	10
18/10/2025	23:00	0	0	0	1	0	0	0	0	0	0	0	0	0	0	0	0	0	0	0	0	1	27	30	20 to 30	100	*	*
24 Hr Summary		19	29	62	64	20	7	0	0	1	0	0	0	0	0	0	0	0	0	0	0	202	23.5	29.8	20 to 30	62.4	28	13.9

Incoming Histogram

Wreningham speed data

from Wed-Oct-15-2025-12-00-PM to Sat-Oct-25-2025-11-59-AM

Date	Starting Hr:min	<15	15 to <20	20 to <25	25 to <30	30 to <35	35 to <40	40 to <45	45 to <50	50 to <55	55 to <60	60 to <65	65 to <70	70 to <75	75 to <80	80 to <85	85 to <90	90 to <95	95 to <100	100 to >105	Total Counts	Avg Speed (MPH)	85pet Speed	10MPH Pace	% in pace	# of Speeders	% Speeders	
19/10/2025	00:00	0	0	0	0	0	0	0	0	0	0	0	0	0	0	0	0	0	0	0	0	0	0	*	*	*	*	
19/10/2025	01:00	0	1	1	0	0	0	0	0	0	0	0	0	0	0	0	0	0	0	0	0	2	19.5	25	15 to 25	100	*	*
19/10/2025	02:00	0	0	0	0	0	1	0	0	0	0	0	0	0	0	0	0	0	0	0	0	1	37	40	30 to 40	100	1	100
19/10/2025	03:00	0	0	0	0	0	0	0	0	0	0	0	0	0	0	0	0	0	0	0	0	0	0	0	*	*	*	*
19/10/2025	04:00	0	0	1	0	0	0	0	0	0	0	0	0	0	0	0	0	0	0	0	0	1	22	25	15 to 25	100	*	*
19/10/2025	05:00	0	0	1	2	0	1	0	0	0	0	0	0	0	0	0	0	0	0	0	0	4	28.2	30	20 to 30	75	1	25
19/10/2025	06:00	1	1	1	1	1	0	0	0	0	0	0	0	0	0	0	0	0	0	0	0	5	22	30	10 to 20	40	1	20
19/10/2025	07:00	1	0	2	1	0	0	0	0	0	0	0	0	0	0	0	0	0	0	0	0	4	20.8	25	20 to 30	75	*	*
19/10/2025	08:00	3	2	3	0	1	1	0	0	0	0	0	0	0	0	0	0	0	0	0	0	10	20	25	15 to 25	50	2	20
19/10/2025	09:00	0	2	3	5	5	1	0	0	0	0	0	0	0	0	0	0	0	0	0	0	16	27.2	34	25 to 35	62.5	6	37.5
19/10/2025	10:00	2	2	3	7	1	1	0	0	0	0	0	0	0	0	0	0	0	0	0	0	16	24.1	30	20 to 30	62.5	2	12.5
19/10/2025	11:00	5	1	10	6	0	1	0	0	0	0	0	0	0	0	0	0	0	0	0	0	23	21.3	28.3	20 to 30	69.6	1	4.3
19/10/2025	12:00	3	0	1	5	1	2	0	0	0	0	0	0	0	0	0	0	0	0	0	0	12	24.6	35	20 to 30	50	3	25
19/10/2025	13:00	1	3	6	3	2	2	0	0	0	0	0	0	0	0	0	0	0	0	0	0	17	24.5	32.5	15 to 25	52.9	4	23.5
19/10/2025	14:00	2	1	9	13	2	0	1	0	0	0	0	0	0	0	0	0	0	0	0	0	28	25.1	29.6	20 to 30	78.6	3	10.7
19/10/2025	15:00	2	0	1	5	0	0	0	0	0	0	0	0	0	0	0	0	0	0	0	0	8	22.9	29	20 to 30	75	*	*
19/10/2025	16:00	0	1	6	5	3	0	0	0	0	0	0	0	0	0	0	0	0	0	0	0	15	25.5	31.7	20 to 30	73.3	3	20
19/10/2025	17:00	0	0	2	0	1	1	0	0	0	0	0	0	0	0	0	0	0	0	0	0	4	28.2	35	15 to 25	50	2	50
19/10/2025	18:00	0	0	1	2	1	0	0	0	0	0	0	0	0	0	0	0	0	0	0	0	4	27.2	30	20 to 30	75	1	25
19/10/2025	19:00	0	0	0	1	1	0	0	0	0	0	0	0	0	0	0	0	0	0	0	0	2	29.5	35	25 to 35	100	1	50
19/10/2025	20:00	1	0	0	0	0	0	0	0	0	0	0	0	0	0	0	0	0	0	0	0	1	12	15	5 to 15	100	*	*
19/10/2025	21:00	0	0	0	1	0	0	0	0	0	0	0	0	0	0	0	0	0	0	0	0	1	27	30	20 to 30	100	*	*
19/10/2025	22:00	0	0	0	1	0	0	0	0	0	0	0	0	0	0	0	0	0	0	0	0	1	27	30	20 to 30	100	*	*
19/10/2025	23:00	0	0	0	0	0	0	0	0	0	0	0	0	0	0	0	0	0	0	0	0	0	0	0	*	*	*	*
24 Hr Summary		21	14	51	58	19	11	1	0	0	0	0	0	0	0	0	0	0	0	0	0	175	24.2	31.3	20 to 30	62.3	31	17.7

Incoming Histogram

Wreningham speed data

from Wed-Oct-15-2025-12-00-PM to Sat-Oct-25-2025-11-59-AM

Date	Starting Hr:min	<15	15 to <20	20 to <25	25 to <30	30 to <35	35 to <40	40 to <45	45 to <50	50 to <55	55 to <60	60 to <65	65 to <70	70 to <75	75 to <80	80 to <85	85 to <90	90 to <95	95 to <100	100 to >105	Total Counts	Avg Speed (MPH)	85pet Speed	10MPH Pace	% in pace	# of Speeders	% Speeders	
20/10/2025	00:00	0	0	0	0	0	0	0	0	0	0	0	0	0	0	0	0	0	0	0	0	0	0	*	*	*	*	
20/10/2025	01:00	0	0	0	0	0	0	0	0	0	0	0	0	0	0	0	0	0	0	0	0	0	0	*	*	*	*	
20/10/2025	02:00	0	0	0	0	0	0	0	0	0	0	0	0	0	0	0	0	0	0	0	0	0	0	*	*	*	*	
20/10/2025	03:00	0	0	1	1	0	0	0	0	0	0	0	0	0	0	0	0	0	0	0	0	2	24.5	30	20 to 30	100	*	*
20/10/2025	04:00	1	0	0	0	1	0	0	0	0	0	0	0	0	0	0	0	0	0	0	0	2	22	35	5 to 15	50	1	50
20/10/2025	05:00	1	1	3	6	1	2	2	0	0	0	0	0	0	0	0	0	0	0	0	0	16	28	40	20 to 30	56.2	5	31.2
20/10/2025	06:00	2	1	4	14	10	3	0	0	0	0	0	0	0	0	0	0	0	0	0	0	34	27.7	34	25 to 35	70.6	13	38.2
20/10/2025	07:00	4	7	10	25	5	4	1	0	0	0	0	0	0	0	0	0	0	0	0	0	56	25.5	32	20 to 30	62.5	10	17.9
20/10/2025	08:00	1	3	9	9	4	1	0	0	0	0	0	0	0	0	0	0	0	0	0	0	27	24.9	31.2	20 to 30	66.7	5	18.5
20/10/2025	09:00	2	6	8	8	0	0	1	1	0	0	0	0	0	0	0	0	0	0	0	0	26	23.5	28.8	20 to 30	61.5	2	7.7
20/10/2025	10:00	1	7	4	4	1	1	0	0	0	0	0	0	0	0	0	0	0	0	0	0	18	22.2	28.8	15 to 25	61.1	2	11.1
20/10/2025	11:00	0	2	2	10	2	1	0	0	0	0	0	0	0	0	0	0	0	0	0	0	17	26.5	30	20 to 30	70.6	3	17.6
20/10/2025	12:00	0	5	14	9	6	1	0	0	0	0	0	0	0	0	0	0	0	0	0	0	35	25	31.7	20 to 30	65.7	7	20
20/10/2025	13:00	1	3	5	13	4	0	0	0	0	0	0	0	0	0	0	0	0	0	0	0	26	25.3	30	20 to 30	69.2	4	15.4
20/10/2025	14:00	2	2	12	12	4	1	0	0	0	0	0	0	0	0	0	0	0	0	0	0	33	24.6	30	20 to 30	72.7	5	15.2
20/10/2025	15:00	0	1	5	9	1	0	0	0	0	0	0	0	0	0	0	0	0	0	0	0	16	25.2	29.4	20 to 30	87.5	1	6.2
20/10/2025	16:00	1	1	7	9	3	1	0	0	0	0	0	0	0	0	0	0	0	0	0	0	22	25.5	31.7	20 to 30	72.7	4	18.2
20/10/2025	17:00	0	4	6	2	0	0	0	0	0	0	0	0	0	0	0	0	0	0	0	0	12	21.2	25	15 to 25	83.3	*	*
20/10/2025	18:00	1	4	5	5	0	0	0	0	0	0	0	0	0	0	0	0	0	0	0	0	15	21.8	28	20 to 30	66.7	*	*
20/10/2025	19:00	0	0	0	2	3	0	0	0	0	0	0	0	0	0	0	0	0	0	0	0	5	30	33.3	25 to 35	100	3	60
20/10/2025	20:00	0	0	0	0	0	0	0	0	0	0	0	0	0	0	0	0	0	0	0	0	0	0	0	*	*	*	*
20/10/2025	21:00	0	0	0	0	0	0	0	0	0	0	0	0	0	0	0	0	0	0	0	0	0	0	0	*	*	*	*
20/10/2025	22:00	0	0	0	0	0	0	0	0	0	0	0	0	0	0	0	0	0	0	0	0	0	0	0	*	*	*	*
20/10/2025	23:00	0	1	1	0	0	0	0	0	0	0	0	0	0	0	0	0	0	0	0	0	2	19.5	25	15 to 25	100	*	*
24 Hr Summary		17	48	96	138	45	15	4	1	0	0	0	0	0	0	0	0	0	0	0	0	364	25.1	31.1	20 to 30	64.3	65	17.9

Incoming Histogram

Wreningham speed data

from Wed-Oct-15-2025-12-00-PM to Sat-Oct-25-2025-11-59-AM

Date	Starting Hr:min	<15	15 to <20	20 to <25	25 to <30	30 to <35	35 to <40	40 to <45	45 to <50	50 to <55	55 to <60	60 to <65	65 to <70	70 to <75	75 to <80	80 to <85	85 to <90	90 to <95	95 to <100	100 to >105	Total Counts	Avg Speed (MPH)	85pet Speed	10MPH Pace	% in pace	# of Speeders	% Speeders	
21/10/2025	00:00	0	0	0	0	0	0	0	0	0	0	0	0	0	0	0	0	0	0	0	0	0	0	*	*	*	*	
21/10/2025	01:00	0	0	0	0	0	0	0	0	0	0	0	0	0	0	0	0	0	0	0	0	0	0	*	*	*	*	
21/10/2025	02:00	0	0	0	0	0	0	0	0	0	0	0	0	0	0	0	0	0	0	0	0	0	0	*	*	*	*	
21/10/2025	03:00	0	0	0	0	0	0	0	0	0	0	0	0	0	0	0	0	0	0	0	0	0	0	*	*	*	*	
21/10/2025	04:00	1	0	0	2	1	0	0	0	0	0	0	0	0	0	0	0	0	0	0	0	4	24.5	30	25 to 35	75	1	25
21/10/2025	05:00	0	2	1	5	5	2	0	0	0	0	0	0	0	0	0	0	0	0	0	0	15	28.6	35	25 to 35	66.7	7	46.7
21/10/2025	06:00	0	7	6	15	9	1	0	0	0	0	0	0	0	0	0	0	0	0	0	0	38	26.1	32.2	25 to 35	63.2	10	26.3
21/10/2025	07:00	1	7	22	18	3	1	0	0	0	0	0	0	0	0	0	0	0	0	0	0	52	24.1	28.9	20 to 30	76.9	4	7.7
21/10/2025	08:00	1	4	8	10	2	0	0	0	0	0	0	0	0	0	0	0	0	0	0	0	25	23.9	29	20 to 30	72	2	8
21/10/2025	09:00	2	8	3	12	3	0	0	0	0	0	0	0	0	0	0	0	0	0	0	0	28	23.4	29.6	20 to 30	53.6	3	10.7
21/10/2025	10:00	1	3	1	1	3	1	0	0	0	0	0	0	0	0	0	0	0	0	0	0	10	24.7	33.3	10 to 20	40	4	40
21/10/2025	11:00	3	2	6	8	1	0	0	0	0	0	0	0	0	0	0	0	0	0	0	0	20	22.6	28.8	20 to 30	70	1	5
21/10/2025	12:00	3	4	8	5	2	1	0	0	0	0	0	0	0	0	0	0	0	0	0	0	23	22.6	30	20 to 30	56.5	3	13
21/10/2025	13:00	1	6	6	6	3	0	0	0	0	0	0	0	0	0	0	0	0	0	0	0	22	23	30	15 to 25	54.5	3	13.6
21/10/2025	14:00	0	6	11	8	2	1	0	0	0	0	0	0	0	0	0	0	0	0	0	0	28	23.9	29.4	20 to 30	67.9	3	10.7
21/10/2025	15:00	0	1	3	11	6	1	0	0	0	0	0	0	0	0	0	0	0	0	0	0	22	27.8	33.3	25 to 35	77.3	7	31.8
21/10/2025	16:00	1	2	6	13	2	1	0	0	0	0	0	0	0	0	0	0	0	0	0	0	25	25.4	29.6	20 to 30	76	3	12
21/10/2025	17:00	0	4	4	5	2	0	0	0	0	0	0	0	0	0	0	0	0	0	0	0	15	23.8	30	20 to 30	60	2	13.3
21/10/2025	18:00	0	1	0	1	1	0	0	0	0	0	0	0	0	0	0	0	0	0	0	0	3	25.3	35	25 to 35	66.7	1	33.3
21/10/2025	19:00	0	0	1	3	1	2	0	0	0	0	0	0	0	0	0	0	0	0	0	0	7	30	37.5	20 to 30	57.1	3	42.9
21/10/2025	20:00	0	0	0	1	0	0	0	0	0	0	0	0	0	0	0	0	0	0	0	0	1	27	30	20 to 30	100	*	*
21/10/2025	21:00	0	0	1	1	2	0	0	0	0	0	0	0	0	0	0	0	0	0	0	0	4	28.2	32.5	25 to 35	75	2	50
21/10/2025	22:00	0	0	0	0	0	0	0	0	0	0	0	0	0	0	0	0	0	0	0	0	0	0	*	*	*	*	
21/10/2025	23:00	0	0	0	0	0	0	0	0	0	0	0	0	0	0	0	0	0	0	0	0	0	0	*	*	*	*	
24 Hr Summary		14	57	87	125	48	11	0	0	0	0	0	0	0	0	0	0	0	0	0	0	342	24.7	30.8	20 to 30	62	59	17.3

Incoming Histogram

Wreningham speed data

from Wed-Oct-15-2025-12-00-PM to Sat-Oct-25-2025-11-59-AM

Date	Starting Hr:min	<15	15 to <20	20 to <25	25 to <30	30 to <35	35 to <40	40 to <45	45 to <50	50 to <55	55 to <60	60 to <65	65 to <70	70 to <75	75 to <80	80 to <85	85 to <90	90 to <95	95 to <100	100 to >105	Total Counts	Avg Speed (MPH)	85pet Speed	10MPH Pace	% in pace	# of Speeders	% Speeders	
22/10/2025	00:00	0	0	0	0	0	0	0	0	0	0	0	0	0	0	0	0	0	0	0	0	0	0	*	*	*	*	
22/10/2025	01:00	0	0	1	0	0	0	0	0	0	0	0	0	0	0	0	0	0	0	0	0	1	22	25	15 to 25	100	*	*
22/10/2025	02:00	0	0	0	0	0	0	0	0	0	0	0	0	0	0	0	0	0	0	0	0	0	0	0	*	*	*	*
22/10/2025	03:00	0	0	0	0	0	0	0	0	0	0	0	0	0	0	0	0	0	0	0	0	0	0	0	*	*	*	*
22/10/2025	04:00	1	0	0	2	1	0	1	1	0	0	0	0	0	0	0	0	0	0	0	0	6	31.2	45	25 to 35	50	3	50
22/10/2025	05:00	1	0	1	10	1	0	0	0	0	0	0	0	0	0	0	0	0	0	0	0	13	26.1	29.5	20 to 30	84.6	1	7.7
22/10/2025	06:00	1	1	4	15	10	1	2	0	0	0	0	0	0	0	0	0	0	0	0	0	34	28.6	34	25 to 35	73.5	13	38.2
22/10/2025	07:00	3	10	20	20	5	1	0	1	0	0	0	0	0	0	0	0	0	0	0	0	60	24.1	29.5	20 to 30	66.7	7	11.7
22/10/2025	08:00	0	1	7	12	6	0	0	0	0	0	0	0	0	0	0	0	0	0	0	0	26	26.7	31.7	20 to 30	73.1	6	23.1
22/10/2025	09:00	0	2	3	10	4	1	0	0	0	0	0	0	0	0	0	0	0	0	0	0	20	26.9	32.5	25 to 35	70	5	25
22/10/2025	10:00	3	1	2	12	0	0	0	0	0	0	0	0	0	0	0	0	0	0	0	0	18	23.6	28.8	20 to 30	77.8	*	*
22/10/2025	11:00	5	1	11	4	1	0	0	0	0	0	0	0	0	0	0	0	0	0	0	0	22	20.8	27.5	20 to 30	68.2	1	4.5
22/10/2025	12:00	1	3	1	9	4	0	0	0	0	0	0	0	0	0	0	0	0	0	0	0	18	25.4	31.2	25 to 35	72.2	4	22.2
22/10/2025	13:00	1	5	6	9	2	0	0	0	0	0	0	0	0	0	0	0	0	0	0	0	23	23.6	29.4	20 to 30	65.2	2	8.7
22/10/2025	14:00	3	5	11	7	3	2	0	0	0	0	0	0	0	0	0	0	0	0	0	0	31	23.3	30	20 to 30	58.1	5	16.1
22/10/2025	15:00	1	6	9	8	7	0	0	0	0	0	0	0	0	0	0	0	0	0	0	0	31	24.3	31.4	20 to 30	54.8	7	22.6
22/10/2025	16:00	1	7	9	9	3	1	1	0	0	0	0	0	0	0	0	0	0	0	0	0	31	24.1	30	20 to 30	58.1	5	16.1
22/10/2025	17:00	0	1	6	5	4	1	0	0	0	0	0	0	0	0	0	0	0	0	0	0	17	26.6	32.5	20 to 30	64.7	5	29.4
22/10/2025	18:00	1	0	2	3	2	1	0	0	0	0	0	0	0	0	0	0	0	0	0	0	9	26.4	35	20 to 30	55.6	3	33.3
22/10/2025	19:00	0	1	1	3	1	1	0	0	0	0	0	0	0	0	0	0	0	0	0	0	7	27	35	20 to 30	57.1	2	28.6
22/10/2025	20:00	0	1	2	1	1	0	0	0	0	0	0	0	0	0	0	0	0	0	0	0	5	24.2	30	15 to 25	60	1	20
22/10/2025	21:00	0	0	0	1	0	0	0	0	0	0	0	0	0	0	0	0	0	0	0	0	1	27	30	20 to 30	100	*	*
22/10/2025	22:00	2	0	0	0	0	0	0	0	0	0	0	0	0	0	0	0	0	0	0	0	2	9.5	15	5 to 15	100	*	*
22/10/2025	23:00	9	0	1	0	0	0	0	0	0	0	0	0	0	0	0	0	0	0	0	0	10	8.8	9.4	0 to 10	90	*	*
24 Hr Summary		33	45	97	140	55	9	4	2	0	0	0	0	0	0	0	0	0	0	0	0	385	24.5	31.1	20 to 30	61.6	70	18.2

Incoming Histogram

Wreningham speed data

from Wed-Oct-15-2025-12-00-PM to Sat-Oct-25-2025-11-59-AM

Date	Starting Hr:min	<15	15 to <20	20 to <25	25 to <30	30 to <35	35 to <40	40 to <45	45 to <50	50 to <55	55 to <60	60 to <65	65 to <70	70 to <75	75 to <80	80 to <85	85 to <90	90 to <95	95 to <100	100 to >105	Total Counts	Avg Speed (MPH)	85pet Speed	10MPH Pace	% in pace	# of Speeders	% Speeders	
23/10/2025	00:00	4	0	0	0	0	0	0	0	0	0	0	0	0	0	0	0	0	0	0	0	4	7.2	8.8	0 to 10	100	*	*
23/10/2025	01:00	16	0	0	0	0	0	0	0	0	0	0	0	0	0	0	0	0	0	0	0	16	7.4	9.4	0 to 10	100	*	*
23/10/2025	02:00	54	0	0	0	0	0	0	0	0	0	0	0	0	0	0	0	0	0	0	0	54	7.5	9.3	5 to 15	100	*	*
23/10/2025	03:00	5	0	0	0	0	0	0	0	0	0	0	0	0	0	0	0	0	0	0	0	5	8.4	10	5 to 15	100	*	*
23/10/2025	04:00	22	0	0	3	3	0	0	0	0	0	0	0	0	0	0	0	0	0	0	0	28	12.6	28.3	5 to 15	78.6	3	10.7
23/10/2025	05:00	4	2	3	3	3	2	0	0	0	0	0	0	0	0	0	0	0	0	0	0	17	22.6	33.3	20 to 30	35.3	5	29.4
23/10/2025	06:00	6	2	9	13	4	0	1	0	0	0	0	0	0	0	0	0	0	0	0	0	35	23	30	20 to 30	62.9	5	14.3
23/10/2025	07:00	16	5	22	22	6	1	0	0	0	0	0	0	0	0	0	0	0	0	0	0	72	21.2	29.1	20 to 30	61.1	7	9.7
23/10/2025	08:00	8	5	15	16	4	2	0	0	0	0	0	0	0	0	0	0	0	0	0	0	50	22.5	29.4	20 to 30	62	6	12
23/10/2025	09:00	3	2	10	8	4	0	0	0	0	0	0	0	0	0	0	0	0	0	0	0	27	23.4	30	20 to 30	66.7	4	14.8
23/10/2025	10:00	0	2	4	1	1	1	0	1	0	0	0	0	0	0	0	0	0	0	0	0	10	26.5	35	15 to 25	60	3	30
23/10/2025	11:00	0	3	2	3	2	0	0	0	0	0	0	0	0	0	0	0	0	0	0	0	10	24.1	30	15 to 25	50	2	20
23/10/2025	12:00	1	5	9	4	1	0	0	0	0	0	0	0	0	0	0	0	0	0	0	0	20	22	27.5	15 to 25	70	1	5
23/10/2025	13:00	2	2	3	10	2	0	0	0	0	0	0	0	0	0	0	0	0	0	0	0	19	24.2	29.5	20 to 30	68.4	2	10.5
23/10/2025	14:00	1	6	4	10	2	1	0	0	0	0	0	0	0	0	0	0	0	0	0	0	24	24.1	29.5	20 to 30	58.3	3	12.5
23/10/2025	15:00	0	1	3	15	2	0	0	0	0	0	0	0	0	0	0	0	0	0	0	0	21	26.5	29.7	20 to 30	85.7	2	9.5
23/10/2025	16:00	0	9	9	11	5	0	0	0	0	0	0	0	0	0	0	0	0	0	0	0	34	24	30	20 to 30	58.8	5	14.7
23/10/2025	17:00	1	2	4	5	2	2	0	0	0	0	0	0	0	0	0	0	0	0	0	0	16	25.5	35	20 to 30	56.2	4	25
23/10/2025	18:00	0	1	3	3	3	1	0	0	0	0	0	0	0	0	0	0	0	0	0	0	11	27.2	33.3	20 to 30	54.5	4	36.4
23/10/2025	19:00	0	0	2	3	1	0	1	0	0	0	0	0	0	0	0	0	0	0	0	0	7	28.6	35	20 to 30	71.4	2	28.6
23/10/2025	20:00	0	0	4	4	1	0	0	0	0	0	0	0	0	0	0	0	0	0	0	0	9	25.4	30	20 to 30	88.9	1	11.1
23/10/2025	21:00	0	0	3	0	2	1	0	0	0	0	0	0	0	0	0	0	0	0	0	0	6	27.8	35	15 to 25	50	3	50
23/10/2025	22:00	0	0	0	0	0	0	0	0	0	0	0	0	0	0	0	0	0	0	0	0	0	0	0	*	*	*	*
23/10/2025	23:00	0	0	0	0	0	0	0	0	0	0	0	0	0	0	0	0	0	0	0	0	0	0	0	*	*	*	*
24 Hr Summary		143	47	109	134	48	11	2	1	0	0	0	0	0	0	0	0	0	0	0	0	495	20.4	29.6	20 to 30	49.1	62	12.5

Incoming Histogram

Wreningham speed data

from Wed-Oct-15-2025-12-00-PM to Sat-Oct-25-2025-11-59-AM

Date	Starting Hr:min	<15	15 to <20	20 to <25	25 to <30	30 to <35	35 to <40	40 to <45	45 to <50	50 to <55	55 to <60	60 to <65	65 to <70	70 to <75	75 to <80	80 to <85	85 to <90	90 to <95	95 to <100	100 to >105	Total Counts	Avg Speed (MPH)	85pet Speed	10MPH Pace	% in pace	# of Speeders	% Speeders	
24/10/2025	00:00	0	0	0	0	0	0	0	0	0	0	0	0	0	0	0	0	0	0	0	0	0	0	*	*	*	*	
24/10/2025	01:00	0	0	0	0	0	0	0	0	0	0	0	0	0	0	0	0	0	0	0	0	0	0	*	*	*	*	
24/10/2025	02:00	0	0	1	1	0	0	0	0	0	0	0	0	0	0	0	0	0	0	0	0	2	24.5	30	20 to 30	100	*	*
24/10/2025	03:00	0	0	0	0	0	0	0	0	0	0	0	0	0	0	0	0	0	0	0	0	0	0	*	*	*	*	
24/10/2025	04:00	0	0	0	0	2	1	0	0	0	0	0	0	0	0	0	0	0	0	0	0	3	33.7	40	30 to 40	100	3	100
24/10/2025	05:00	2	1	3	1	1	0	0	0	0	0	0	0	0	0	0	0	0	0	0	0	8	20.1	30	15 to 25	50	1	12.5
24/10/2025	06:00	1	3	6	17	5	2	0	0	0	0	0	0	0	0	0	0	0	0	0	0	34	26.4	32	20 to 30	67.6	7	20.6
24/10/2025	07:00	2	5	9	13	5	0	0	0	0	0	0	0	0	0	0	0	0	0	0	0	34	24.4	30	20 to 30	64.7	5	14.7
24/10/2025	08:00	0	0	6	13	3	2	0	0	0	0	0	0	0	0	0	0	0	0	0	0	24	27.4	31.7	20 to 30	79.2	5	20.8
24/10/2025	09:00	4	4	6	8	6	2	0	0	0	0	0	0	0	0	0	0	0	0	0	0	30	24.1	33.3	20 to 30	46.7	8	26.7
24/10/2025	10:00	2	5	9	6	2	1	0	0	0	0	0	0	0	0	0	0	0	0	0	0	25	23	29.2	20 to 30	60	3	12
24/10/2025	11:00	0	1	6	9	3	0	0	0	0	0	0	0	0	0	0	0	0	0	0	0	19	25.8	30	20 to 30	78.9	3	15.8
24/10/2025	12:00	0	1	5	6	1	0	1	0	0	0	0	0	0	0	0	0	0	0	0	0	14	26	30	20 to 30	78.6	2	14.3
24/10/2025	13:00	0	2	3	3	0	0	0	0	0	0	0	0	0	0	0	0	0	0	0	0	8	22.8	28.3	20 to 30	75	*	*
24/10/2025	14:00	0	3	7	6	0	1	0	0	0	0	0	0	0	0	0	0	0	0	0	0	17	23.9	28.3	20 to 30	76.5	1	5.9
24/10/2025	15:00	1	3	10	4	1	0	0	0	0	0	0	0	0	0	0	0	0	0	0	0	19	22.1	27.5	20 to 30	73.7	1	5.3
24/10/2025	16:00	0	3	4	2	2	0	0	0	0	0	0	0	0	0	0	0	0	0	0	0	11	23.5	30	15 to 25	63.6	2	18.2
24/10/2025	17:00	0	0	5	2	2	1	0	0	0	0	0	0	0	0	0	0	0	0	0	0	10	26.6	32.5	20 to 30	70	3	30
24/10/2025	18:00	0	2	2	2	0	0	0	0	0	0	0	0	0	0	0	0	0	0	0	0	6	22.3	27.5	15 to 25	66.7	*	*
24/10/2025	19:00	0	0	0	1	2	0	0	0	0	0	0	0	0	0	0	0	0	0	0	0	3	30.3	35	25 to 35	100	2	66.7
24/10/2025	20:00	0	0	3	0	0	0	0	0	0	0	0	0	0	0	0	0	0	0	0	0	3	22	25	15 to 25	100	*	*
24/10/2025	21:00	0	0	0	0	0	0	0	0	0	0	0	0	0	0	0	0	0	0	0	0	0	0	0	*	*	*	*
24/10/2025	22:00	0	0	0	0	0	0	0	0	0	0	0	0	0	0	0	0	0	0	0	0	0	0	0	*	*	*	*
24/10/2025	23:00	0	0	1	0	0	0	0	0	0	0	0	0	0	0	0	0	0	0	0	0	1	22	25	15 to 25	100	*	*
24 Hr Summary		12	33	86	94	35	10	1	0	0	0	0	0	0	0	0	0	0	0	0	0	271	24.7	30.7	20 to 30	66.4	46	17

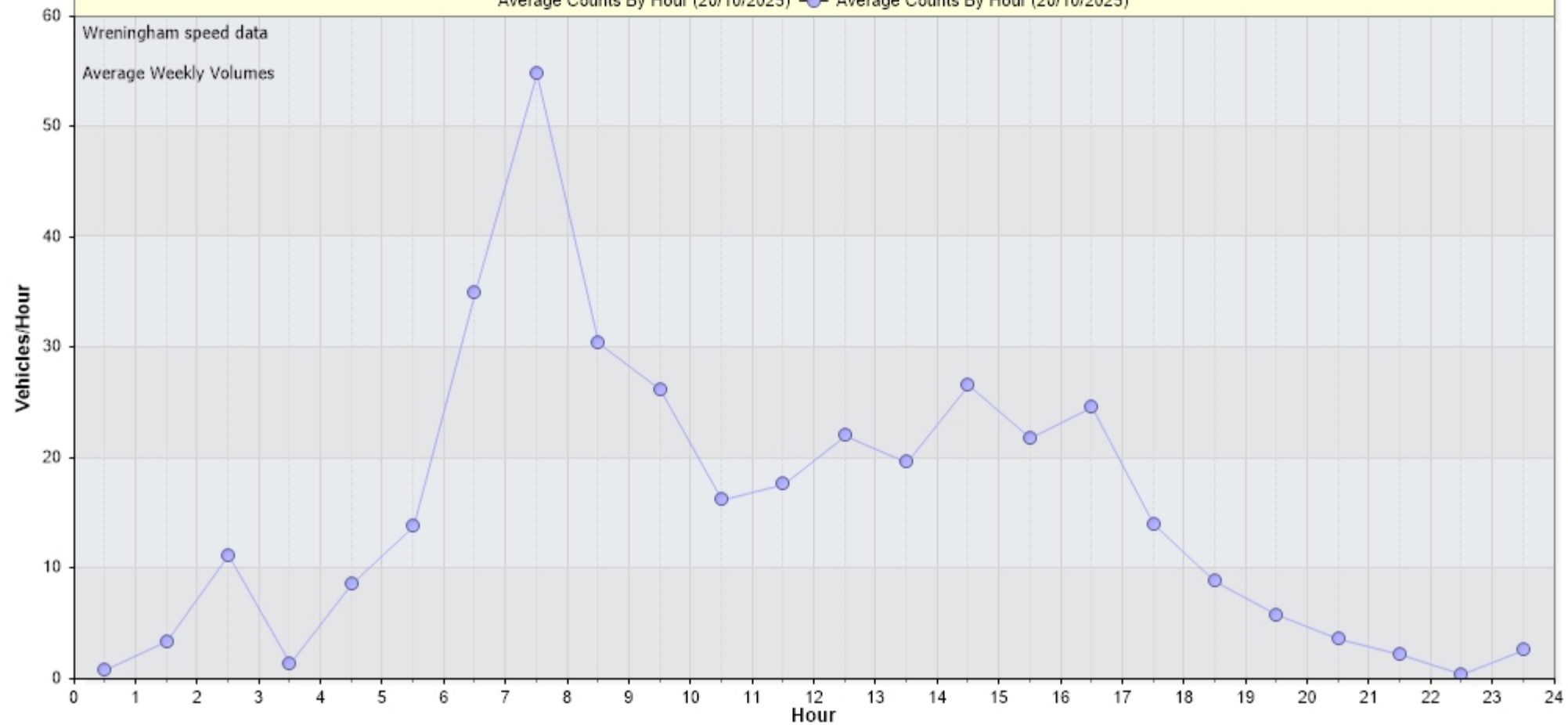
Incoming Histogram

Wreningham speed data

from Wed-Oct-15-2025-12-00-PM to Sat-Oct-25-2025-11-59-AM

Date	Starting Hr:min	<15	15 to <20	20 to <25	25 to <30	30 to <35	35 to <40	40 to <45	45 to <50	50 to <55	55 to <60	60 to <65	65 to <70	70 to <75	75 to <80	80 to <85	85 to <90	90 to <95	95 to <100	100 to >105	Total Counts	Avg Speed (MPH)	85pet Speed	10MPH Pace	% in pace	# of Speeders	% Speeders		
25/10/2025	00:00	0	0	0	0	0	0	0	0	0	0	0	0	0	0	0	0	0	0	0	0	0	0	0	*	*	*	*	
25/10/2025	01:00	0	0	0	1	0	0	0	0	0	0	0	0	0	0	0	0	0	0	0	0	1	27	30	20 to 30	100	*	*	
25/10/2025	02:00	0	0	0	0	0	0	0	0	0	0	0	0	0	0	0	0	0	0	0	0	0	0	0	*	*	*	*	
25/10/2025	03:00	0	0	0	0	0	0	0	0	0	0	0	0	0	0	0	0	0	0	0	0	0	0	0	*	*	*	*	
25/10/2025	04:00	0	0	0	0	0	0	0	0	0	0	0	0	0	0	0	0	0	0	0	0	0	0	0	*	*	*	*	
25/10/2025	05:00	0	0	1	0	0	0	0	0	0	0	0	0	0	0	0	0	0	0	0	0	1	22	25	15 to 25	100	*	*	
25/10/2025	06:00	0	0	0	0	0	0	0	0	0	0	0	0	0	0	0	0	0	0	0	0	0	0	0	*	*	*	*	
25/10/2025	07:00	1	2	2	4	1	1	0	0	0	0	0	0	0	0	0	0	0	0	0	0	11	24.3	30	20 to 30	54.5	2	18.2	
25/10/2025	08:00	0	1	2	3	1	0	0	0	0	0	0	0	0	0	0	0	0	0	0	0	7	24.9	30	20 to 30	71.4	1	14.3	
25/10/2025	09:00	0	2	1	1	0	0	0	0	0	0	0	0	0	0	0	0	0	0	0	0	4	20.8	25	15 to 25	75	*	*	
25/10/2025	10:00	3	4	2	3	0	0	0	0	0	0	0	0	0	0	0	0	0	0	0	0	12	19.1	26.7	10 to 20	58.3	*	*	
25/10/2025	11:00	1	2	2	3	0	0	0	0	0	0	0	0	0	0	0	0	0	0	0	0	8	21.5	28.3	20 to 30	62.5	*	*	
25/10/2025	12:00	*	*	*	*	*	*	*	*	*	*	*	*	*	*	*	*	*	*	*	*	*	*	*	*	*	*	*	*
25/10/2025	13:00	*	*	*	*	*	*	*	*	*	*	*	*	*	*	*	*	*	*	*	*	*	*	*	*	*	*	*	*
25/10/2025	14:00	*	*	*	*	*	*	*	*	*	*	*	*	*	*	*	*	*	*	*	*	*	*	*	*	*	*	*	*
25/10/2025	15:00	*	*	*	*	*	*	*	*	*	*	*	*	*	*	*	*	*	*	*	*	*	*	*	*	*	*	*	*
25/10/2025	16:00	*	*	*	*	*	*	*	*	*	*	*	*	*	*	*	*	*	*	*	*	*	*	*	*	*	*	*	*
25/10/2025	17:00	*	*	*	*	*	*	*	*	*	*	*	*	*	*	*	*	*	*	*	*	*	*	*	*	*	*	*	*
25/10/2025	18:00	*	*	*	*	*	*	*	*	*	*	*	*	*	*	*	*	*	*	*	*	*	*	*	*	*	*	*	*
25/10/2025	19:00	*	*	*	*	*	*	*	*	*	*	*	*	*	*	*	*	*	*	*	*	*	*	*	*	*	*	*	*
25/10/2025	20:00	*	*	*	*	*	*	*	*	*	*	*	*	*	*	*	*	*	*	*	*	*	*	*	*	*	*	*	*
25/10/2025	21:00	*	*	*	*	*	*	*	*	*	*	*	*	*	*	*	*	*	*	*	*	*	*	*	*	*	*	*	*
25/10/2025	22:00	*	*	*	*	*	*	*	*	*	*	*	*	*	*	*	*	*	*	*	*	*	*	*	*	*	*	*	*
25/10/2025	23:00	*	*	*	*	*	*	*	*	*	*	*	*	*	*	*	*	*	*	*	*	*	*	*	*	*	*	*	*
24 Hr Summary		5	11	10	15	2	1	0	0	0	0	0	0	0	0	0	0	0	0	0	0	44	22.1	28.7	20 to 30	56.8	3	6.8	

Incoming:Average Hourly Volume for Week of 20/10/2025
Average Counts By Hour (20/10/2025) —●— Average Counts By Hour (20/10/2025)



Incoming: Average Hourly WEEKDAY Speeds for Week of 20/10/2025

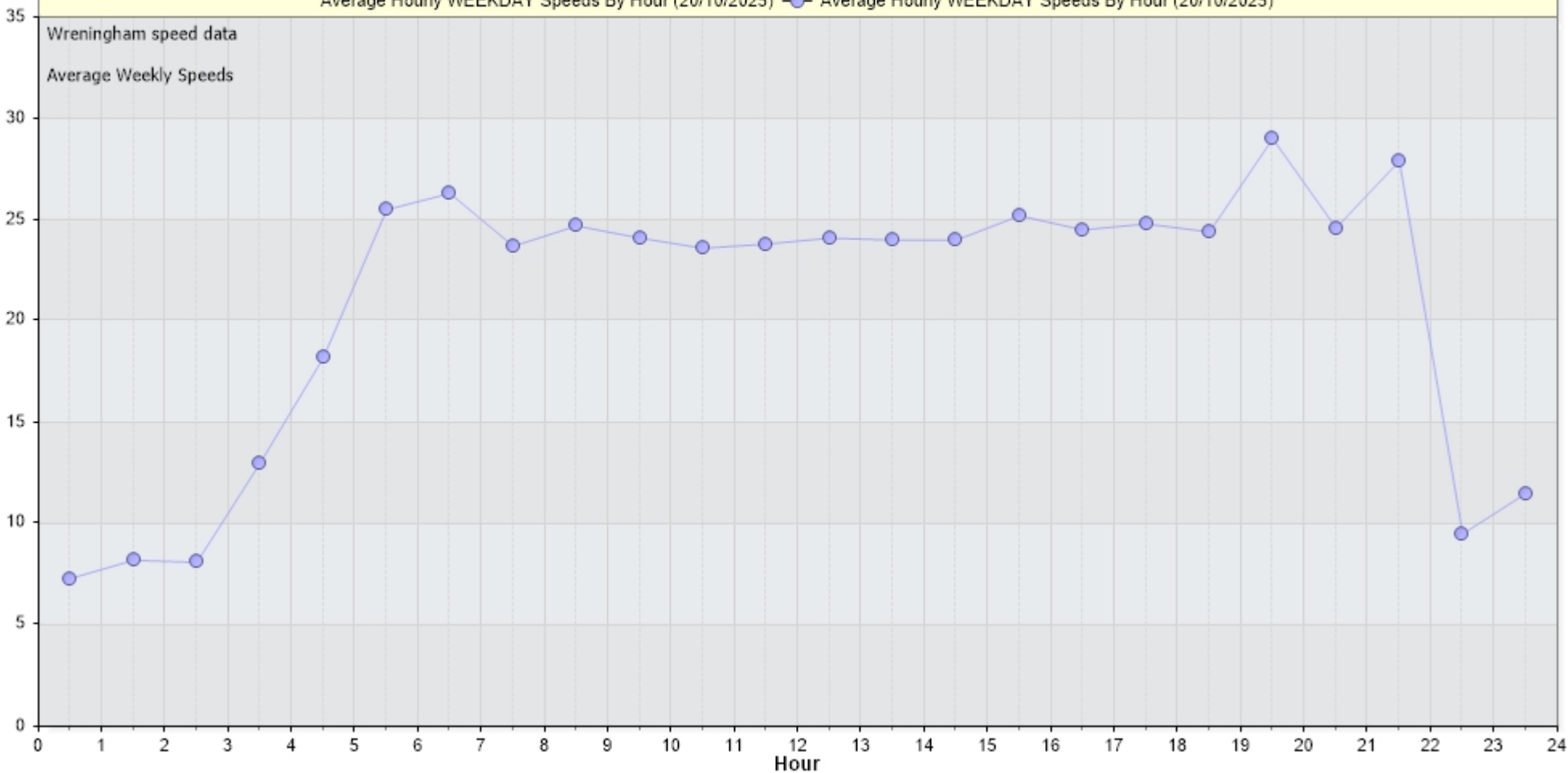
Average Hourly WEEKDAY Speeds By Hour (20/10/2025) — Average Hourly WEEKDAY Speeds By Hour (20/10/2025)

Wreningham speed data

Average Weekly Speeds

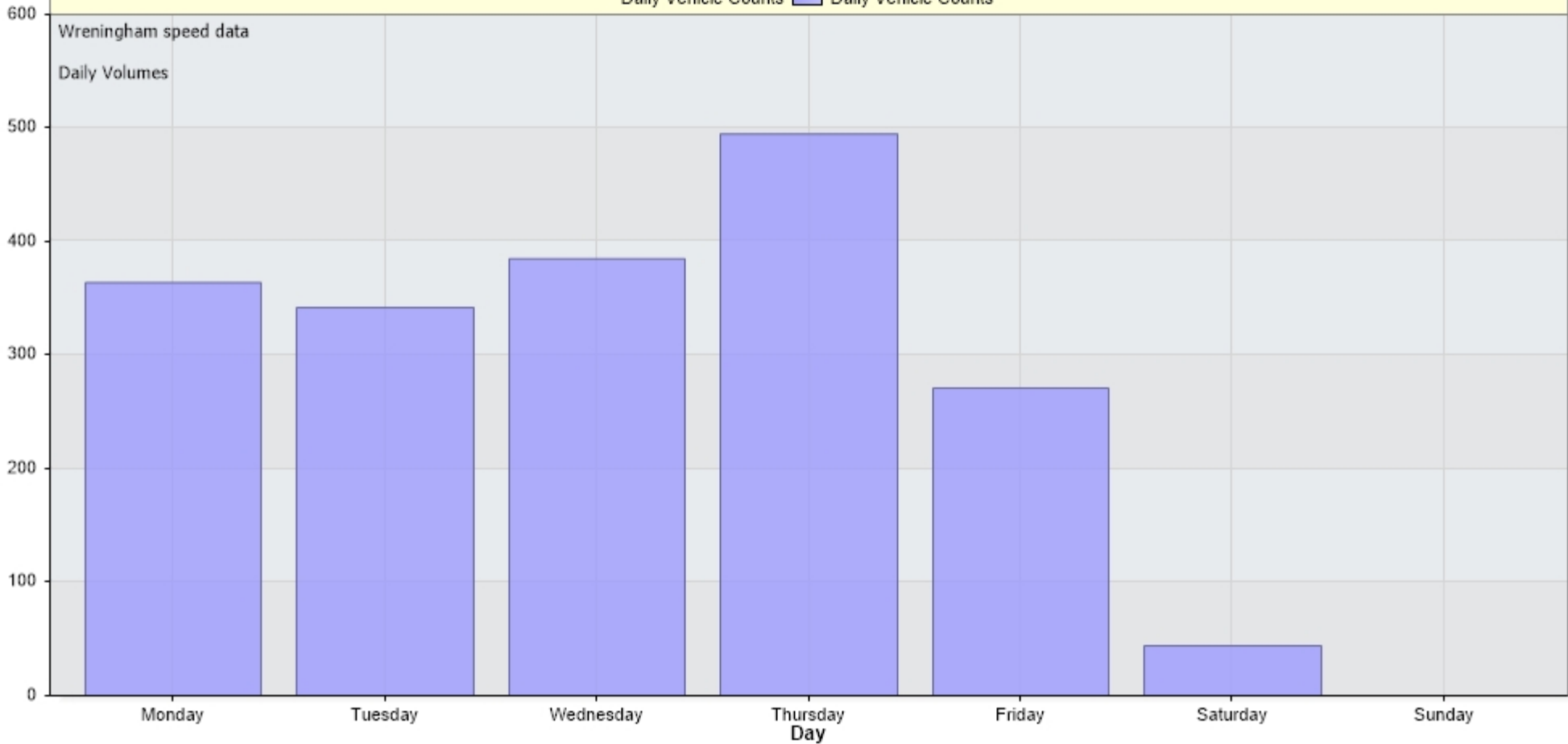
MPH

Hour



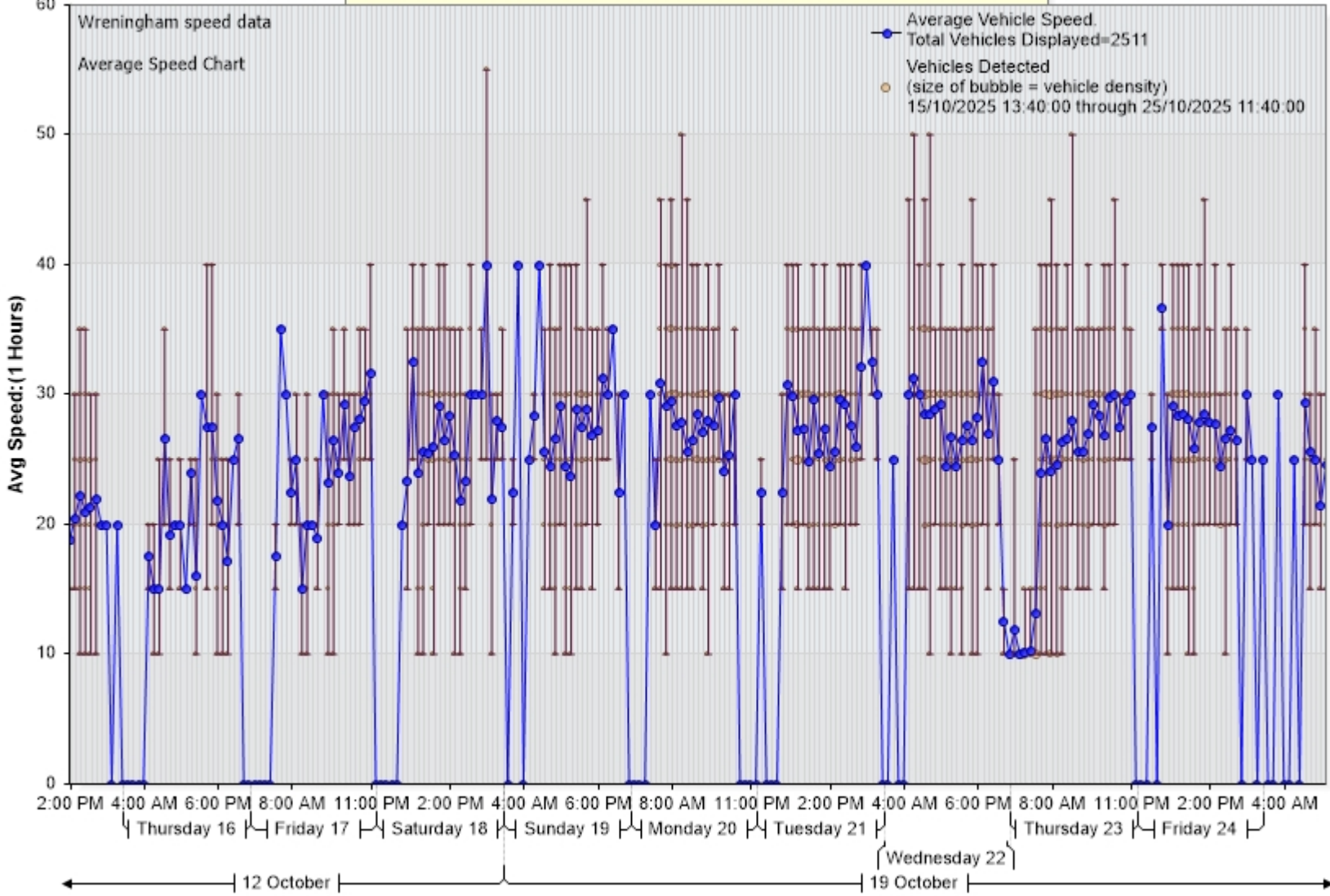
Incoming:Daily Volume for Week of 20/10/2025

Daily Vehicle Counts ■ Daily Vehicle Counts



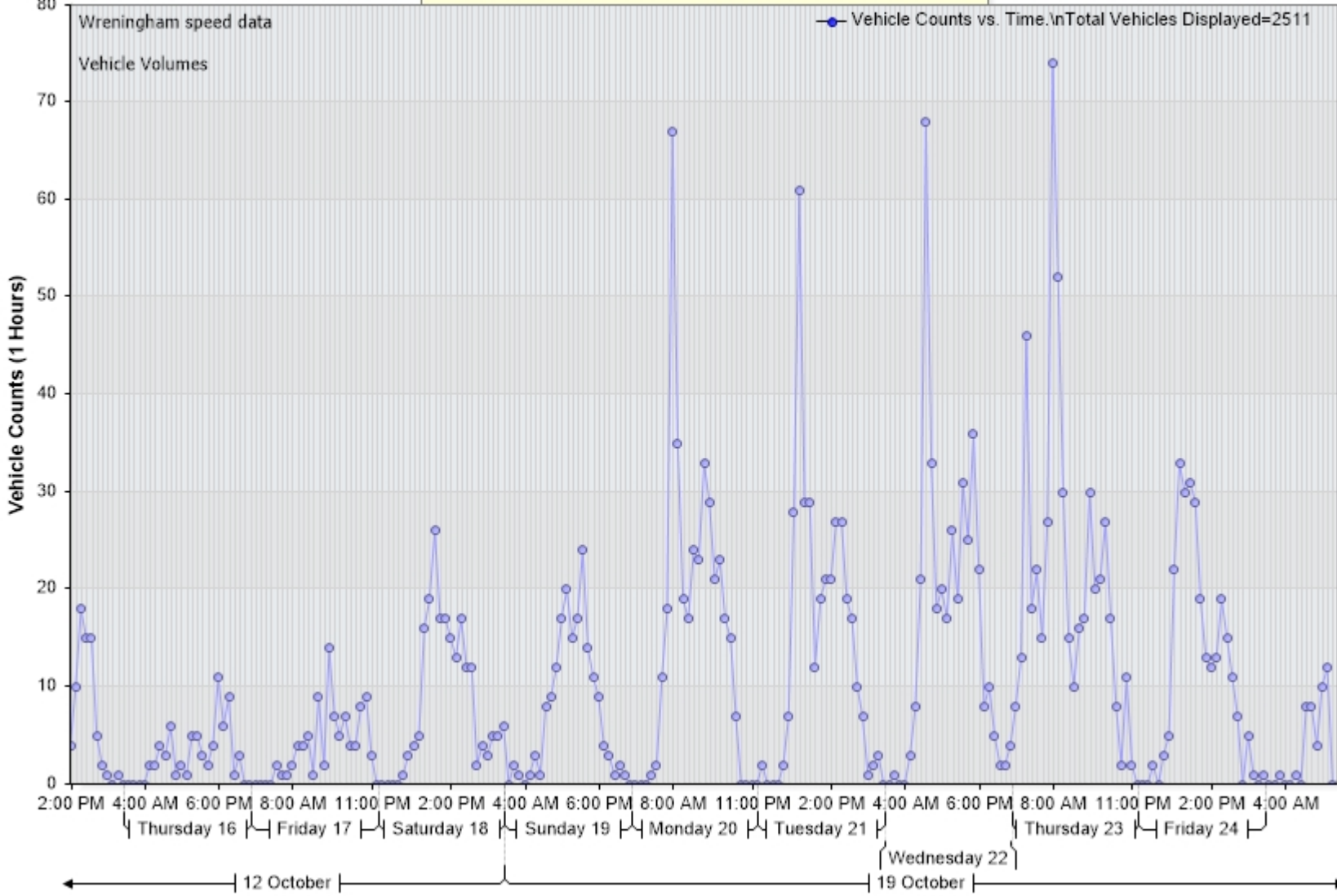
Zoom help

Average Vehicle Speed (MPH) vs. Time [Wreningham speed data:Incoming]

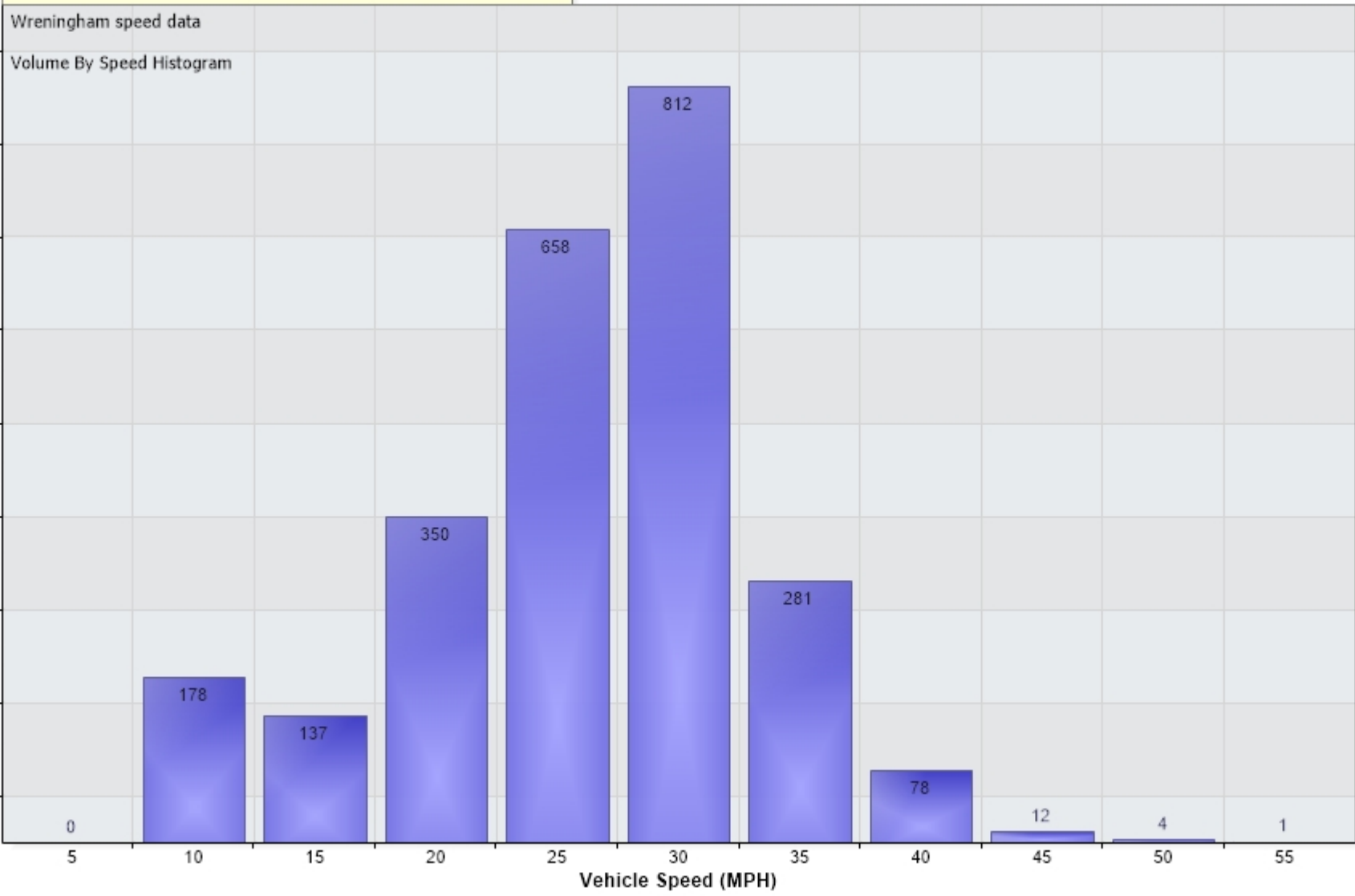


Zoom help

Vehicle Counts vs. Time [Wreningham speed data: Incoming]



Vehicle Counts Vs. Speed [Wreningham speed data: Incoming]



2,511 Counts

Percentile Counts Vs. Speed for [Wreningham speed data: Incoming]

